

Sand Media Filters X series



APPLICATIONS: Industrial, municipal, agricultural activities

USAGE: Sand media filters, X- series are designed to remove algae, slime or other organic contaminant as well as sand, rock, grit and other inorganic contaminants. Media filters are the type of filters most commonly used for high volume cleaning of water and combine surface and depth filtration.

OPERATION: The water is filtered as it passes through a uniform porous media (i.e., granulated silica sand) from top to bottom. Particulate matter is entrapped between the pores of the media where is flushed out by reversing the flow. Backwash flow fluidizes the media and removes the accumulated particles.

Materials

BODY: Steel S235JR (also available in stainless steel AISI 304 & 316, upon request)

MEDIA: Quartz gravel, Silica sand

GASKETS: EPDM

SURFACE TREATMENT: Chemical cleaning (pickling, phosphate) and electrostatic painting with polyester powder (available epoxy coatings suitable for drinking water).

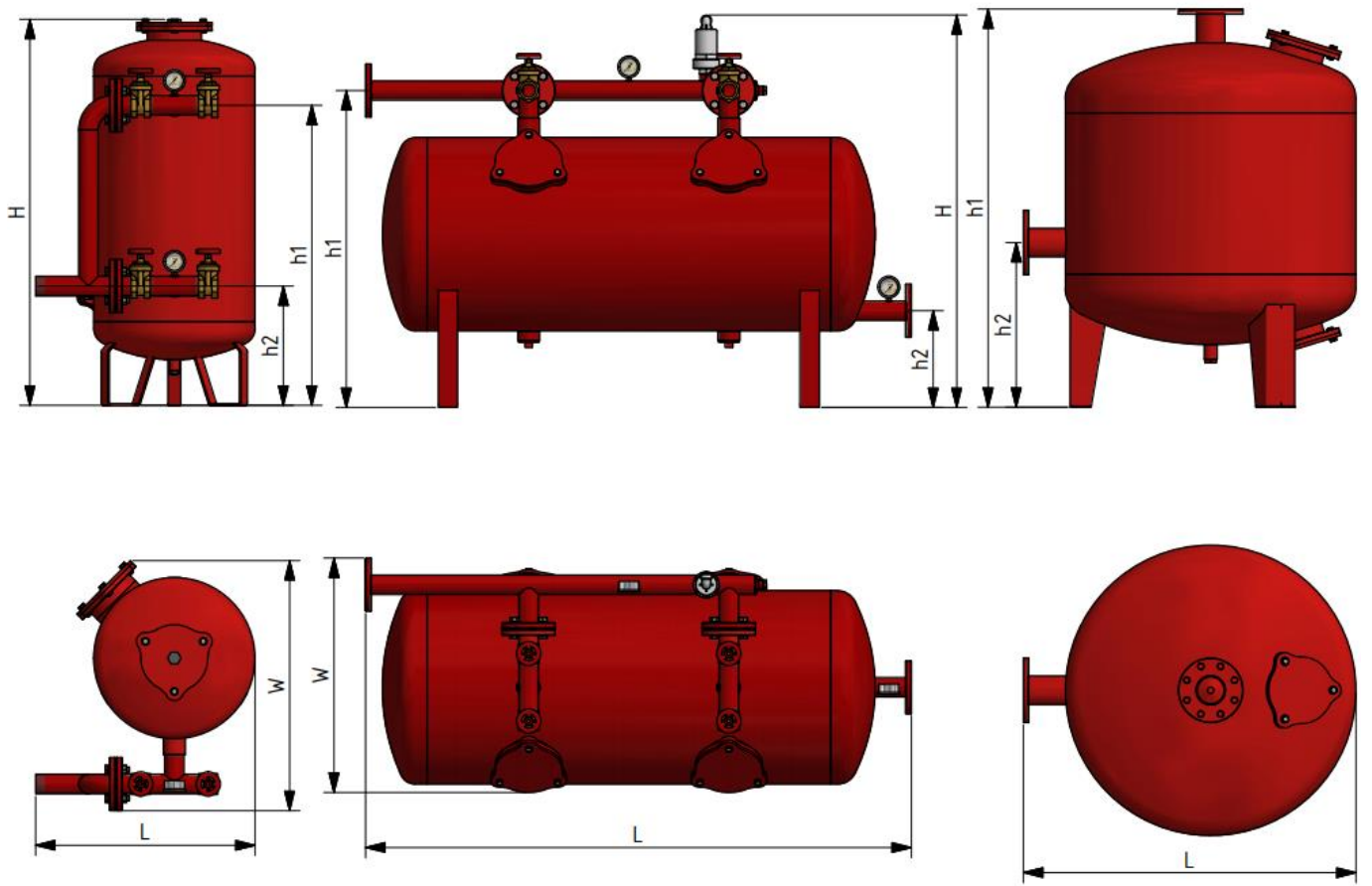
CODE		05-08-101	05-08-111	05-08-152	05-08-202	05-08-302	05-08-485
DESCRIPTION		X 1''-12''	X 1''-16''	X 1 ½''-18''	X 2''-20''	X 3''-24''	X 3''-30''
FILTRATION AREA (m ²)		0.07	0.13	0.16	0.20	0.28	0.46
NOMINAL FLOW (m ³ /h)		4.2	7.8	9.5	12.0	17.0	27.5
RIVER/ DAM (m ³ /h)		2.5	4.5	5.5	7.0	10.0	16.0
CANAL (m ³ /h)		1.8	3.5	4.0	5.0	7.0	11.5
WASTEWATER (m ³ /h)		1.0	2.0	2.5	3.0	4.5	7.0
H (mm)		900	1000	1015	1200	1230	1215
h1 (mm)		690	800	810	930	990	900
h2 (mm)		220	320	330	370	350	450
L (mm)		370	490	541	600	665	805
WEIGHT (kg)		30	39	45	56	76	87
TANK VOLUME (Lt)		50	94	119	175	284	400
QUANTITY OF MEDIA	kg	50	75	100	125	225	375
	bags	2	3	4	5	9	15
BACKWASH REQUIREMENTS (m ³ /h)		4	7	9	10	15	23

CODE		05-08-338	05-08-450	05-08-155	05-08-212	05-08-488	05-08-472
DESCRIPTION		X 3''-36''	X 4''-48''	XDC 1 ½ ''	XDC 2''	XDC 3'' ø 750	XDC 4'' ø 900
FILTRATION AREA (m ²)		0.65	1.15	0.40	0.75	1.10	1.60
NOMINAL FLOW (m ³ /h)		40.0	70.0	24.0	45.0	66.0	96.0
RIVER/ DAM (m ³ /h)		23.0	40.0	14.0	26.0	38.5	56.0
CANAL (m ³ /h)		16.0	30.0	10.0	18.0	27.5	40.0
WASTEWATER (m ³ /h)		10.0	17.0	6.0	11.0	16.5	24.0
H (mm)		1200	1325	1015	1200	1200	1325
h1 (mm)		840	900	810	930	840	900
h2 (mm)		510	600	330	370	510	600
L (mm)		955	1250	541	600	955	1250
WEIGHT (kg)		103	194	74	163	227	355
TANK VOLUME (Lt)		505	971	119	175	505	971
QUANTITY OF MEDIA	kg	450	825	100	125	450	825
	bags	18	33	4	5	18	33
BACKWAS REQUIREMENTS (m ³ /h)		30	60	20	35	55	80

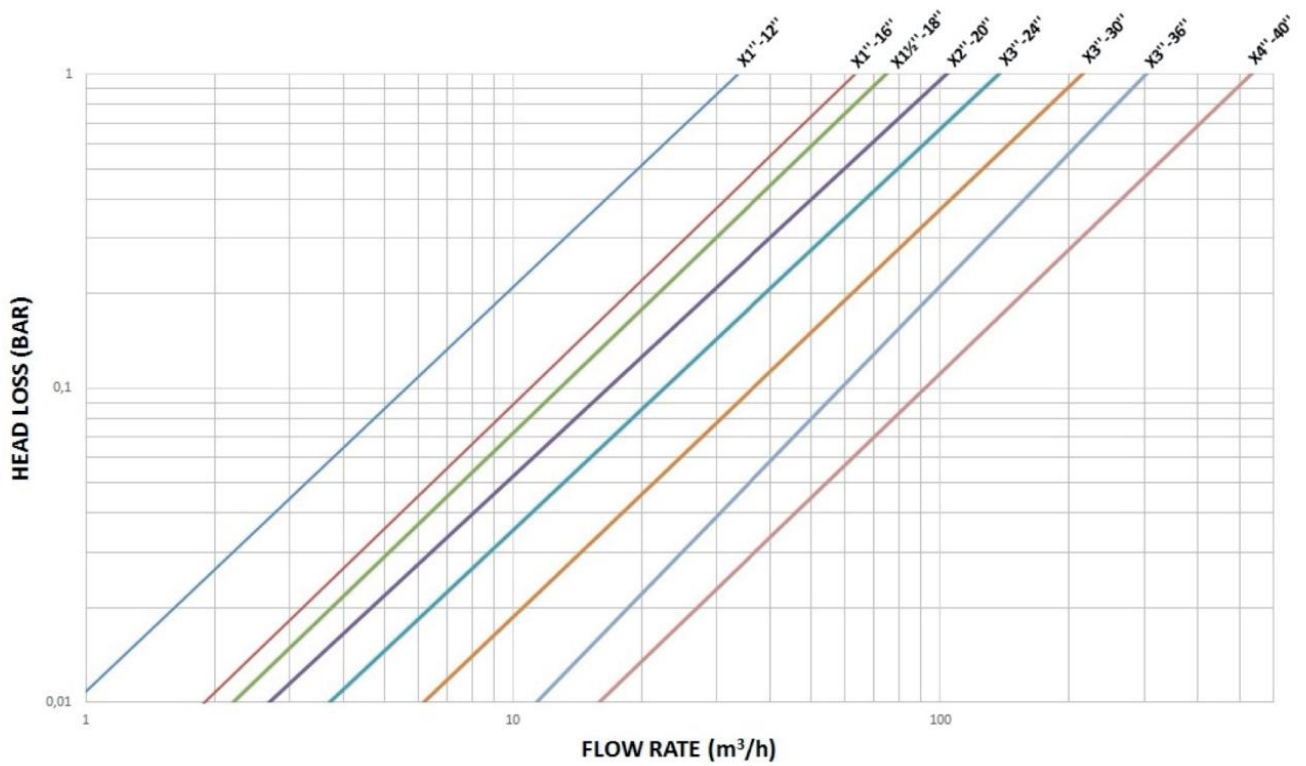
CODE		05-08-102	05-08-112	05-08-150	05-08-200	05-08-300	05-08-484
DESCRIPTION		X 1''-12'' by-pass	X 1''-16'' by-pass	X1½''-18'' by-pass	X 2''-20'' by-pass	X 3''-24'' by-pass	X 3''-30'' by-pass
FILTRATION AREA (m ²)		0.07	0.13	0.16	0.20	0.28	0.46
NOMINAL FLOW (m ³ /h)		4.2	7.8	9.5	12.0	17.0	27.5
RIVER/ DAM (m ³ /h)		2.5	4.5	5.5	7.0	10.0	16.0
CANAL (m ³ /h)		1.8	3.5	4.0	5.0	7.0	11.5
WASTEWATER (m ³ /h)		1.0	2.0	2.5	3.0	4.5	7.0
H (mm)		900	1000	1015	1200	1230	1215
h1 (mm)		690	800	810	930	990	900
h2 (mm)		220	320	330	370	350	450
L (mm)		506	562	613	680	793	870
W (mm)		521	606	723	775	861	995
WEIGHT (kg)		40	48	65	80	123	146
TANK VOLUME (Lt)		50	94	119	175	284	400
QUANTITY OF MEDIA	kg	48	75	100	125	225	375
	bags	2	3	4	5	9	15
BACKWASH REQUIREMENTS (m ³ /h)		4	7	9	10	15	23

CODE		05-08-336	05-08-448	05-08-156	05-08-213	05-08-515	05-08-471	05-08-458
DESCRIPTION		X 3''-36'' by-pass	X 4''-48'' by-pass	XDC 1 ½ '' by-pass	XDC 2'' by-pass	XDC 3'' ø 750 by-pass	XDC 4'' ø 900 by-pass	XDC 5'' ø 900 by-pass
FILTRATION AREA (m ²)		0.65	1.15	0.40	0.75	1.10	1.60	1.60
NOMINAL FLOW (m ³ /h)		40.0	70.0	24.0	45.0	66.0	96.0	120.0
RIVER/ DAM (m ³ /h)		23.0	40.0	14.0	26.0	38.5	56.0	80.0
CANAL (m ³ /h)		16.0	30.0	10.0	18.0	27.5	40.0	62
WASTEWATER (m ³ /h)		10.0	17.0	6.0	11.0	16.5	24.0	35
H (mm)		1200	1325	890	1100	1270	1435	1435
h1 (mm)		840	900	775	982	1075	1240	1240
h2 (mm)		510	600	200	300	280	300	300
L (mm)		945	1275	1190	1690	1825	2105	2105
W (mm)		1145	1662	695	700	872	957	957
WEIGHT (kg)		150	276	98	189	282	415	469
TANK VOLUME (Lt)		505	971	182	410	660	1145	1145
QUANTITY OF MEDIA	kg	450	825	175	300	575	850	850
	bags	18	33	7	12	23	34	34
BACKWASH REUIREMENTS (m ³ /h)		30	60	20	35	55	80	95

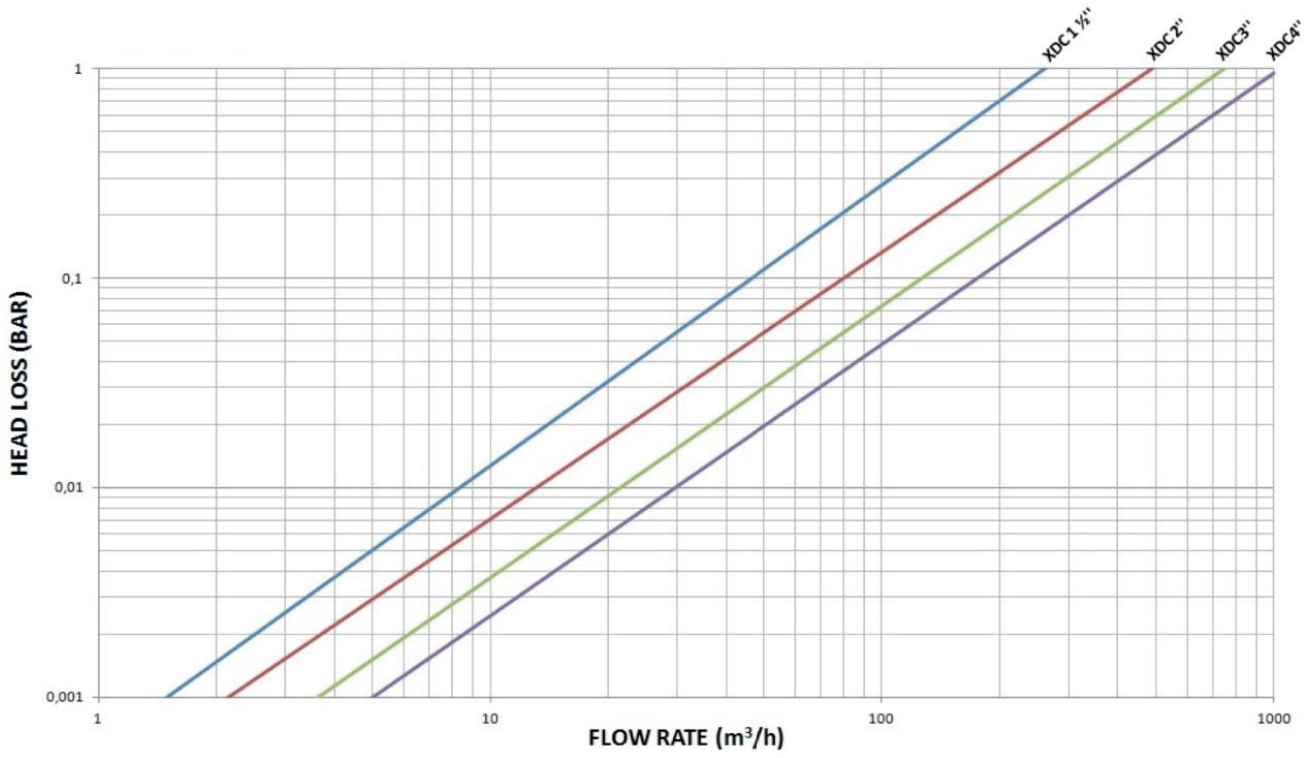
MEDIA TYPE		Crushed Silica 1.2-2.4	Crushed Silica 0.4-0.8
MEAN EFFECTIVE SIZE (mm)		1.2	0.5
UNIFORMITY COEFFICIENCY		1.5	1.43
FILTRATION QUALITY	MESH	130-140	200-230
	MICRON	150	75



HEAD LOSS X SERIES



HEAD LOSS XDC SERIES

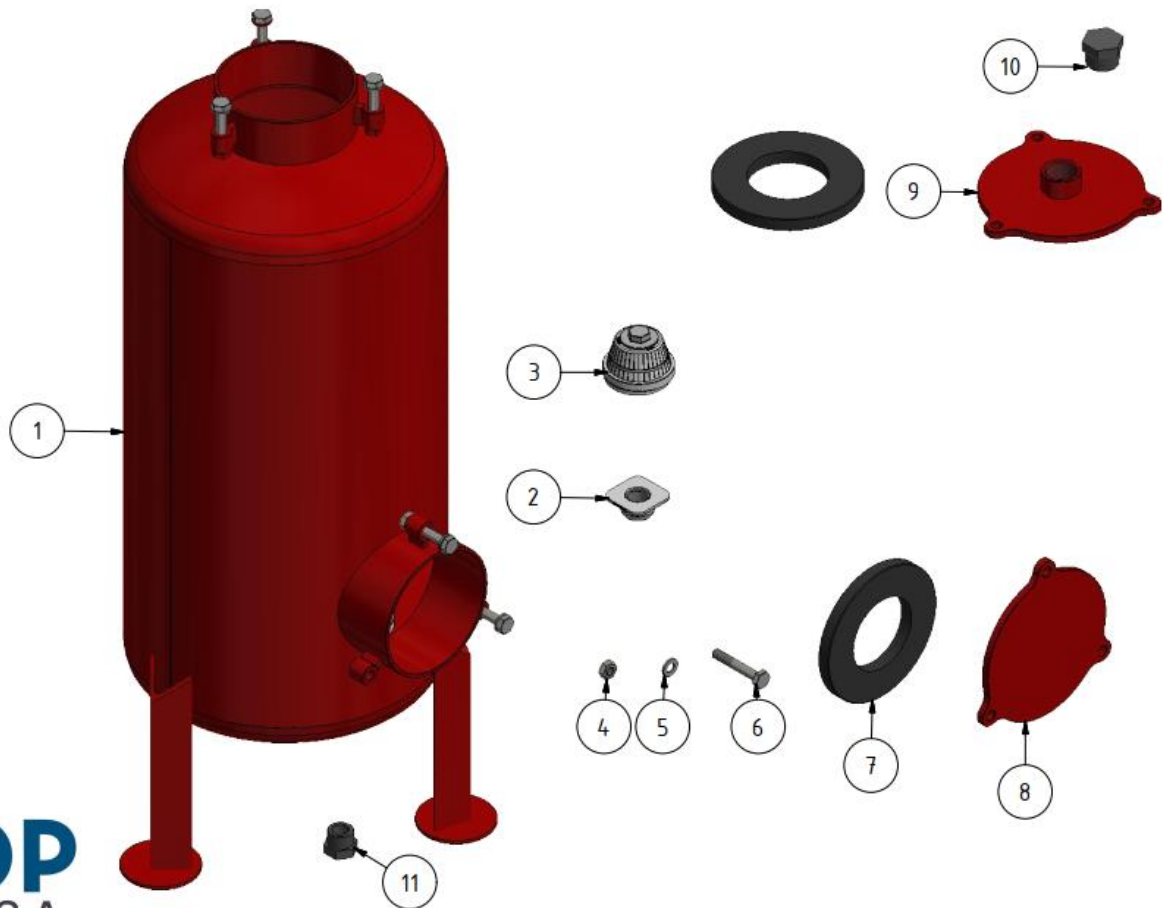


Charts based on clean water condition with sand media specific gravity 2.65gr/cm³ and with grain size 1.2-2.4mm.
For smaller grain sizes head loss would be greater.

Part list 05-08-101

ITEM	QTY	PART NUMBER	TITLE
1	1	02-00-832-01-000	Filter housing series X 1''-12''
2	5	02-03-144-1	Diffuser rubber seal and ring
3	5	02-03-149-00-05	Washer for diffuser
4	6	02-10-299	Nut galvanized M10
5	6	02-10-247	Washer A 10.5 DIN 125
6	6	02-10-146	Bolt M10x60 DIN 931
7	2	02-02-012	Lid seal for O ¾ ", 1", 1 ½ ", X 1", L 30
8	1	02-01-082	Lid for X filter 1''-12''
9	1	02-01-081	Lid for X filter with 1'' socket
10	1	02-05-342	Plug 1'' TM (PE)
11	1	02-05-341	Plug ¾'' TM (PE)

05-08-101 Sand media filter series X 1"-12" without by-pass TF



Part list 05-08-111

ITEM	QTY	PART NUMBER	TITLE
1	1	02-00-833	Filter housing series X 1''-16''
2	1	02-03-107	Collector MS06 (PP)
3	6	02-03-152	Lateral PP L 113xM30 slot 0.5
4	6	02-10-311	Nut galvanized M12x17
5	6	02-10-250	Washer A 12 DIN 125
6	6	02-10-131	Bolt M12x35 EN 24017
7	2	02-02-030	O-ring d.174x5.33mm
8	1	02-01-062	Lid for X filter
9	1	02-01-063	Lid for X filter with 1'' socket
10	1	02-05-342	Plug 1'' TM (PE)
11	1	02-05-341	Plug 3/4'' TM (PE)

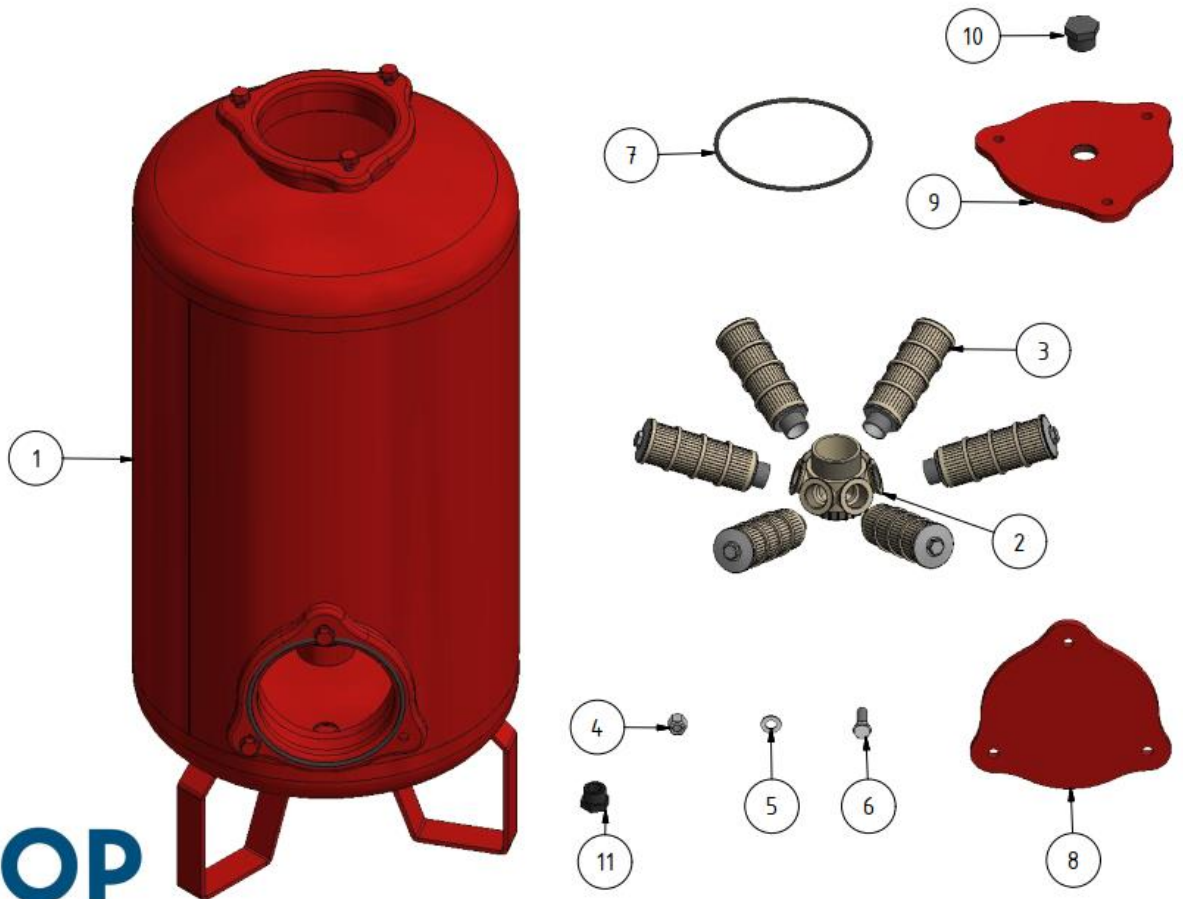
05-08-111 Sand media filteres series X 1"-16" without by-pass TF



Part list 05-08-152

ITEM	QTY	PART NUMBER	TITLE
1	1	02-00-804	Filter housing series X 1 1/2"-18"
2	1	02-03-107	Collector MS06 (PP)
3	6	02-03-118	Lateral PP L 144xM30 slot 0.5
4	6	02-10-311	Nut galvanized M12x17
5	6	02-10-250	Washer A 12 DIN 125
6	6	02-10-131	Bolt M12x35 DIN 931
7	2	02-02-030	O-ring d.174x5.33mm
8	1	02-01-062	Lid for X filter
9	1	02-01-063	Lid for X filter with 1" socket
10	1	02-05-342	Plug 1" TM (PE)
11	1	02-05-341	Plug 3/4" TM (PE)

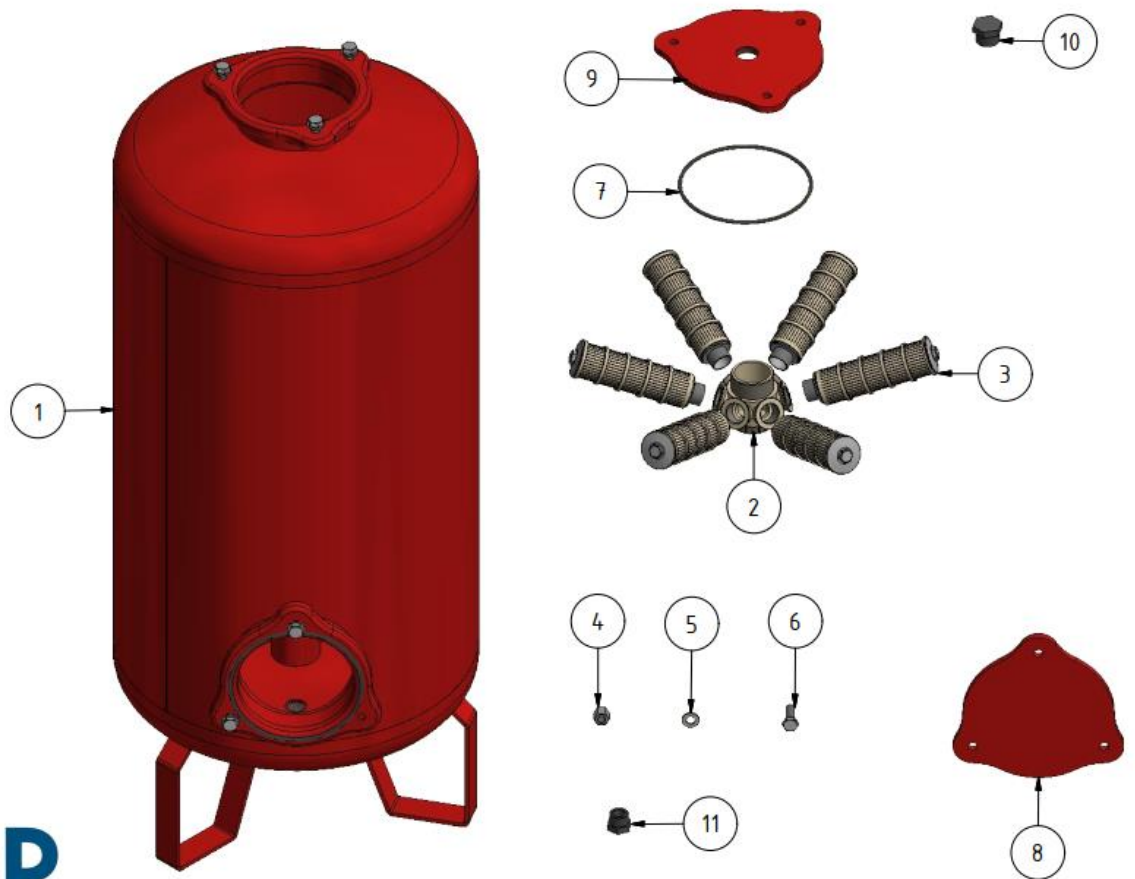
05-08-152 Sand media filter series X 1 1/2"-18" without by-pass TF



Part list 05-08-202

ITEM	QTY	PART NUMBER	TITLE
1	1	02-00-800-01-000	Filter housing series X 2''-20''
2	1	02-03-107	Collector MS06 (PP)
3	6	02-03-109	Lateral PP L 175xM30 slot 0.5
4	6	02-10-311	Nut galvanized M12x17
5	6	02-10-250	Washer A 12 DIN 125
6	6	02-10-131	Bolt M12x35 DIN 931
7	2	02-02-030	O-ring d.174x5.33mm
8	1	02-01-062	Lid for X filter
9	1	02-01-063	Lid for X filter with 1'' socket
10	1	02-05-342	Plug 1'' TM (PE)
11	1	02-05-341	Plug ¾'' TM (PE)

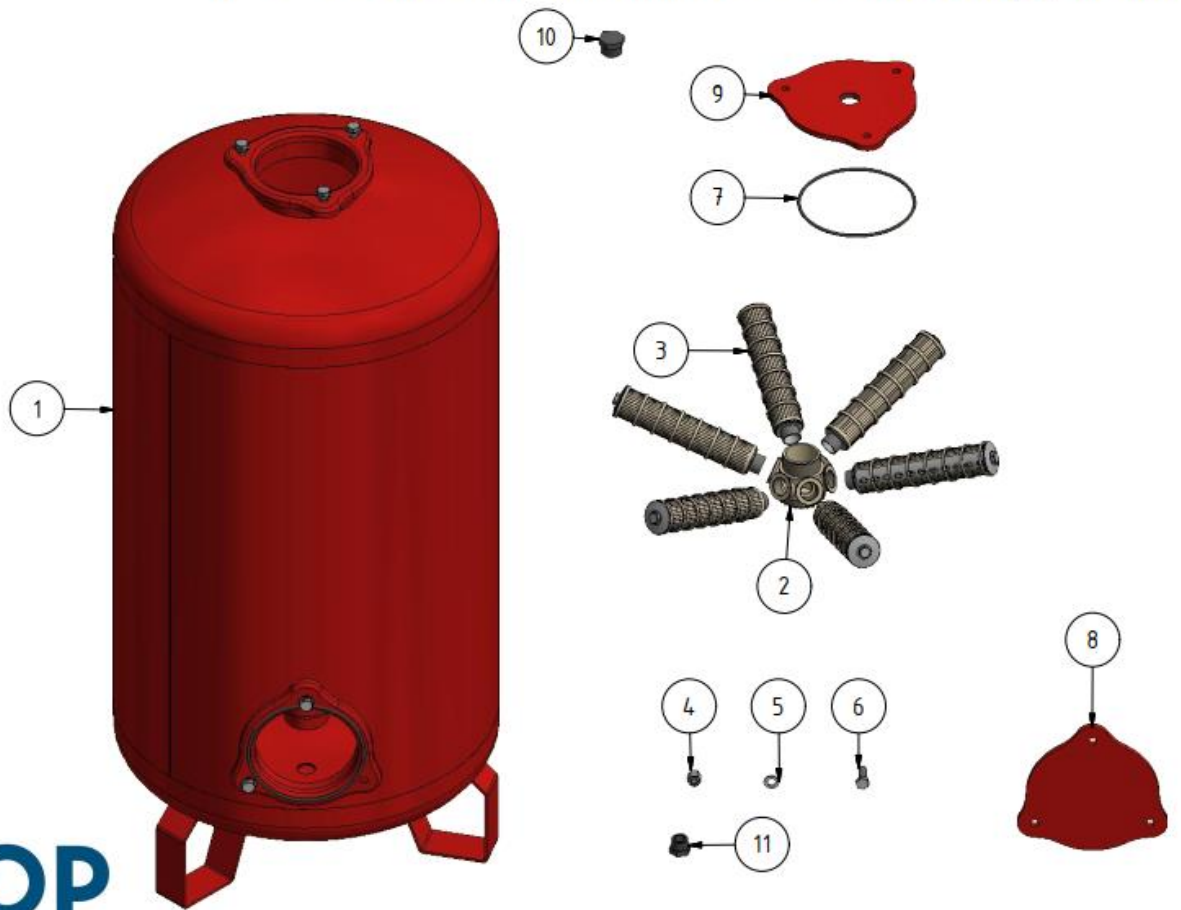
05-08-202 Sand media filter series X2''-20'' without by-pass TF



Part list 05-08-302

ITEM	QTY	PART NUMBER	TITLE
1	1	02-00-801-01-001	Filter housing series X 3''-24''
2	1	02-03-107	Collector MS06 (PP)
3	6	02-03-110	Lateral PP L 237xM30 slot 0.5
4	6	02-10-311	Nut galvanized M12x17
5	6	02-10-250	Washer A 12 DIN 125
6	6	02-10-131	Bolt M12x35 DIN 931
7	2	02-02-030	O-ring d.174x5.33mm
8	1	02-01-062	Lid for X filter
9	1	02-01-063	Lid for X filter with 1'' socket
10	1	02-05-342	Plug 1'' TM (PE)
11	1	02-05-341	Plug ¾'' TM (PE)

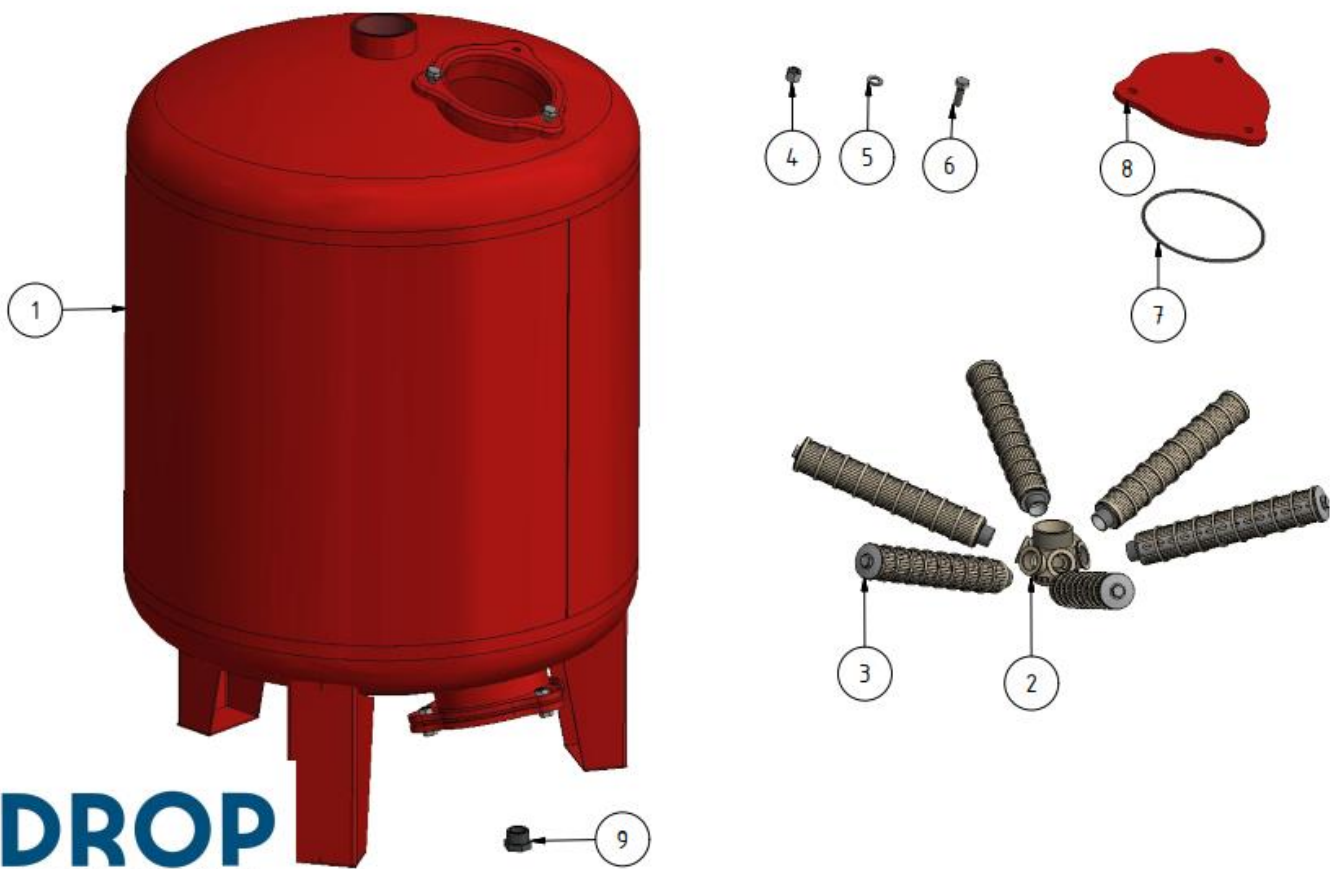
05-08-302 Sand media filter series 3''-24'' without by-pass TF



Part list 05-08-485

ITEM	QTY	PART NUMBER	TITLE
1	1	02-00-819-01-000	Filter housing series X 3''-30''
2	1	02-03-107	Collector MS06 (PP)
3	6	02-03-161	Lateral PP L 299xM30 slot 0.5
4	6	02-10-311	Nut galvanized M12x17
5	6	02-10-250	Washer A 12 DIN 125
6	6	02-10-131	Bolt M12x35 DIN 931
7	2	02-02-030	O-ring d.174x5.33mm
8	2	02-01-062	Lid for X filter
9	1	02-05-342	Plug 1'' TM (PE)

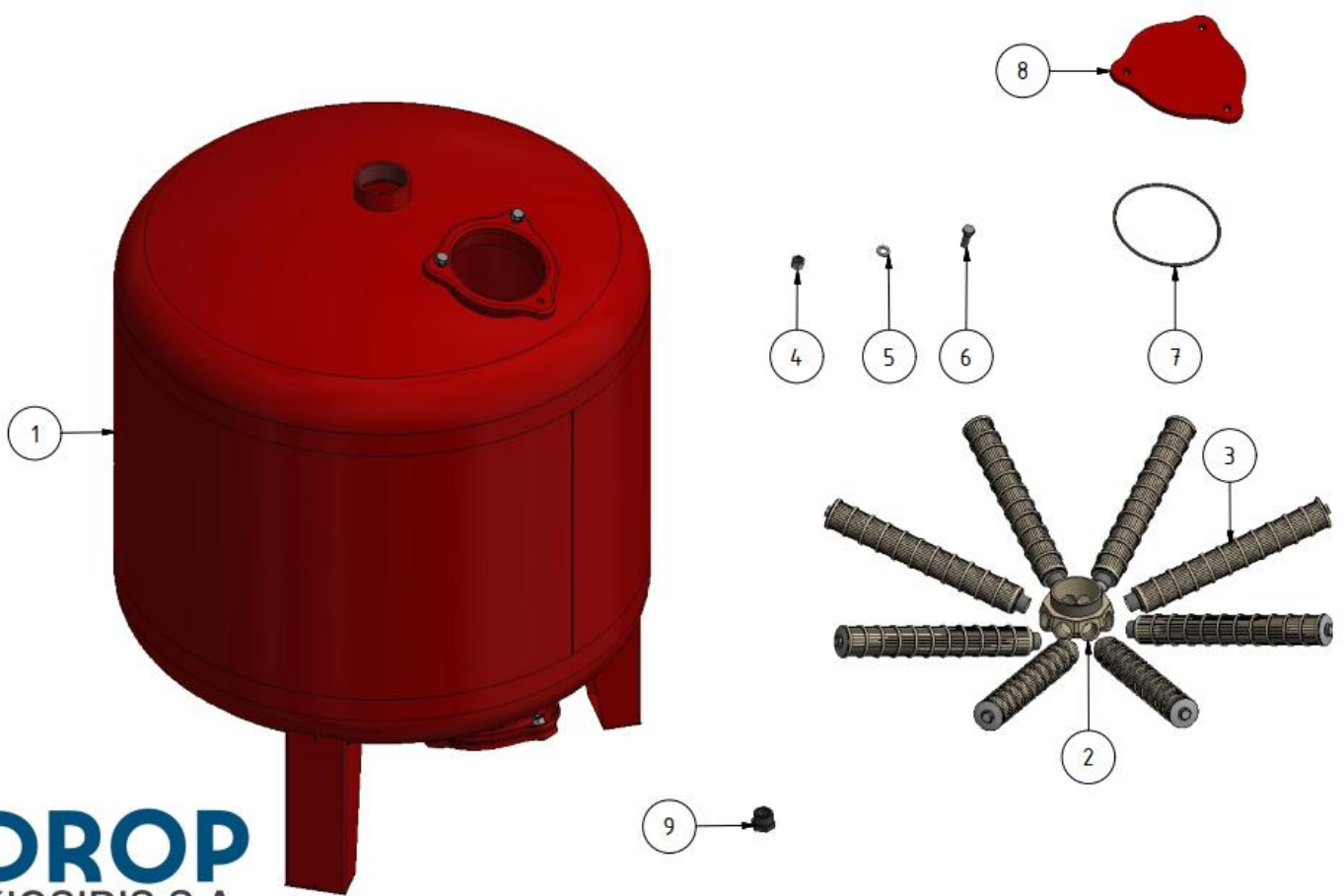
05-08-485 Sand media filter series X 3"- 30" without by-pass TF



Part list 05-08-338

ITEM	QTY	PART NUMBER	TITLE
1	1	02-00-820-03-001	Filter housing series X 3''-36''
2	1	02-03-108	Collector MS08 (PP)
3	8	02-03-111	Lateral PP L 361xM30 slot 0.5
4	6	02-10-311	Nut galvanized M12x17
5	6	02-10-250	Washer A 12 DIN 125
6	6	02-10-131	Bolt M12x35 DIN 931
7	2	02-02-030	O-ring d.174x5.33mm
8	1	02-01-062	Lid for X filter
9	1	02-05-342	Plug 1'' TM (PE)

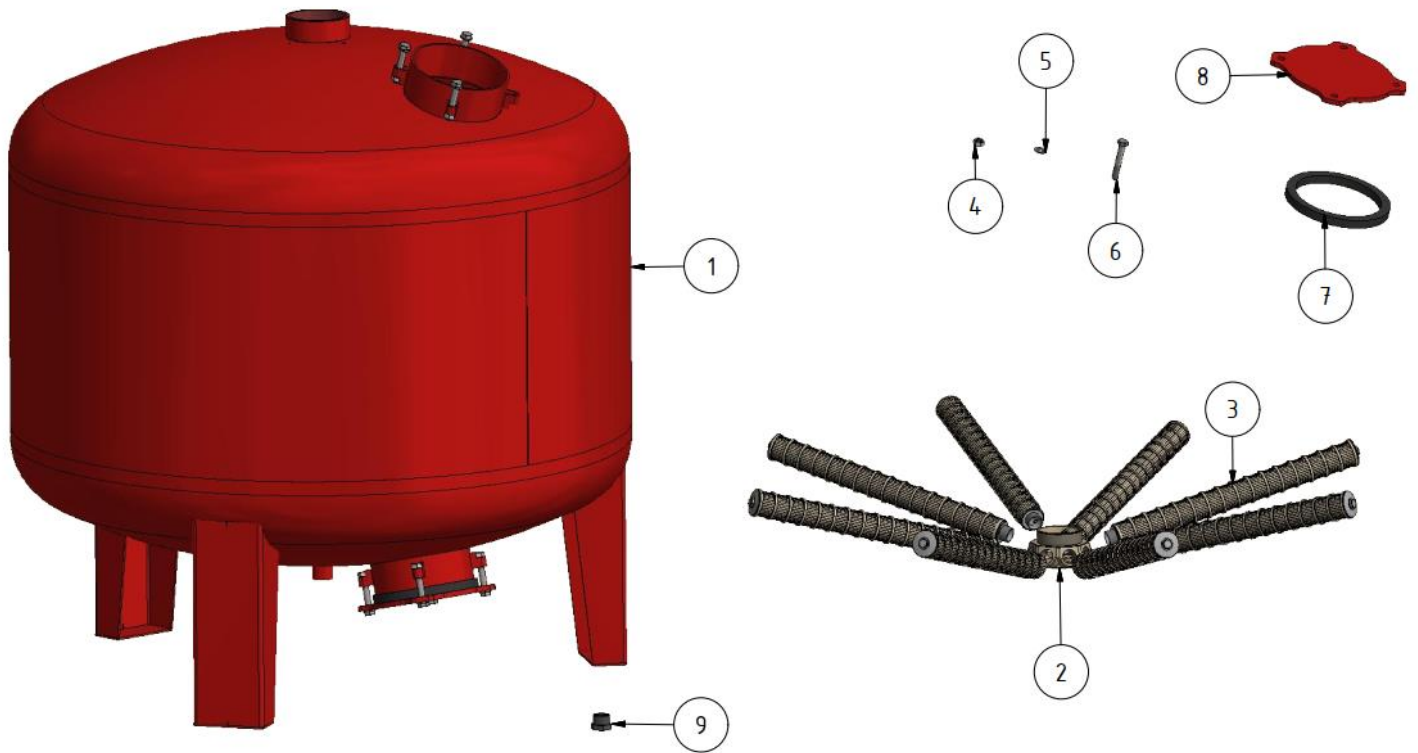
05-08-338 Sand media filter series X 3''-36''



Part list 05-08-450

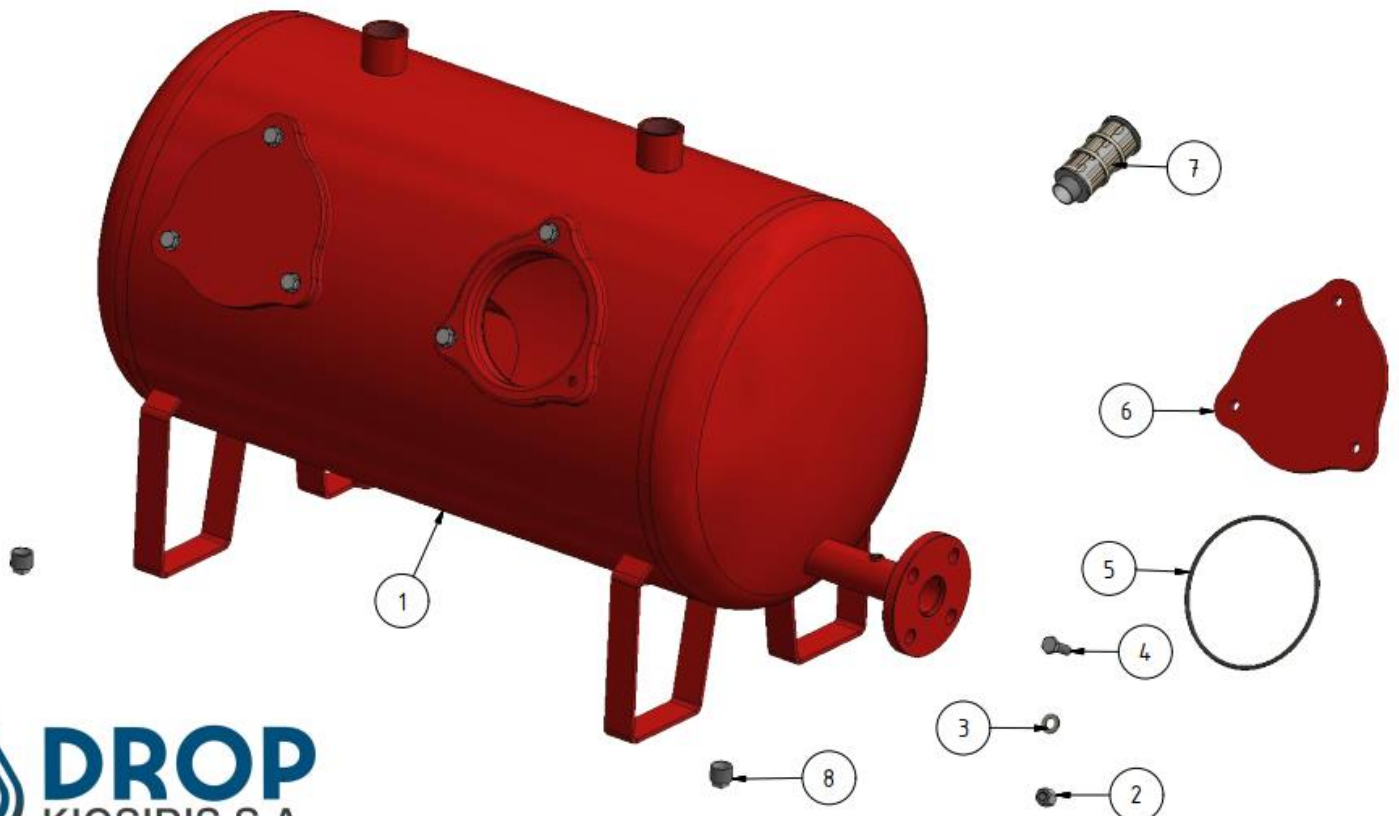
ITEM	QTY	PART NUMBER	TITLE
1	1	02-00-821-48-001	Filter housing series X 4''-48''
2	1	02-03-108	Collector MS08 (PP)
3	8	02-03-112	Lateral PP L 516xM30 slot 0.5
4	8	02-10-306	Nut galvanized M12
5	8	02-10-250	Washer A 12 DIN 125
6	8	02-10-148	Bolt M12x75 DIN 931
7	2	02-02-063	Lid seal for X 4''-48''
8	2	02-01-084	Lid for X filter 4''-48''
9	1	02-05-342	Plug 1'' TM (PE)

05-08-450 Sand media filter series X 4''-48'' TF



ITEM	QTY	PART NUMBER	TITLE
1	1	02-00-812	Filter housing series XDC 1 ½"
2	12	02-10-311	Nut galvanized M12x17
3	12	02-10-250	Washer A 12 DIN 125
4	12	02-10-131	Bolt M12x35 DIN 931
5	4	02-02-030	O-ring d.174x5.33mm
6	4	02-01-062	Lid for X filter 1''-16'', 1 ½''-18''
7	12	02-03-113	Lateral PP L 113x ¾ '' slot 0.5
8	2	02-05-356	Plug ¾ '' TM galvanized

05-08-155 Dual chamber sand media filter series XDC 1 ½"



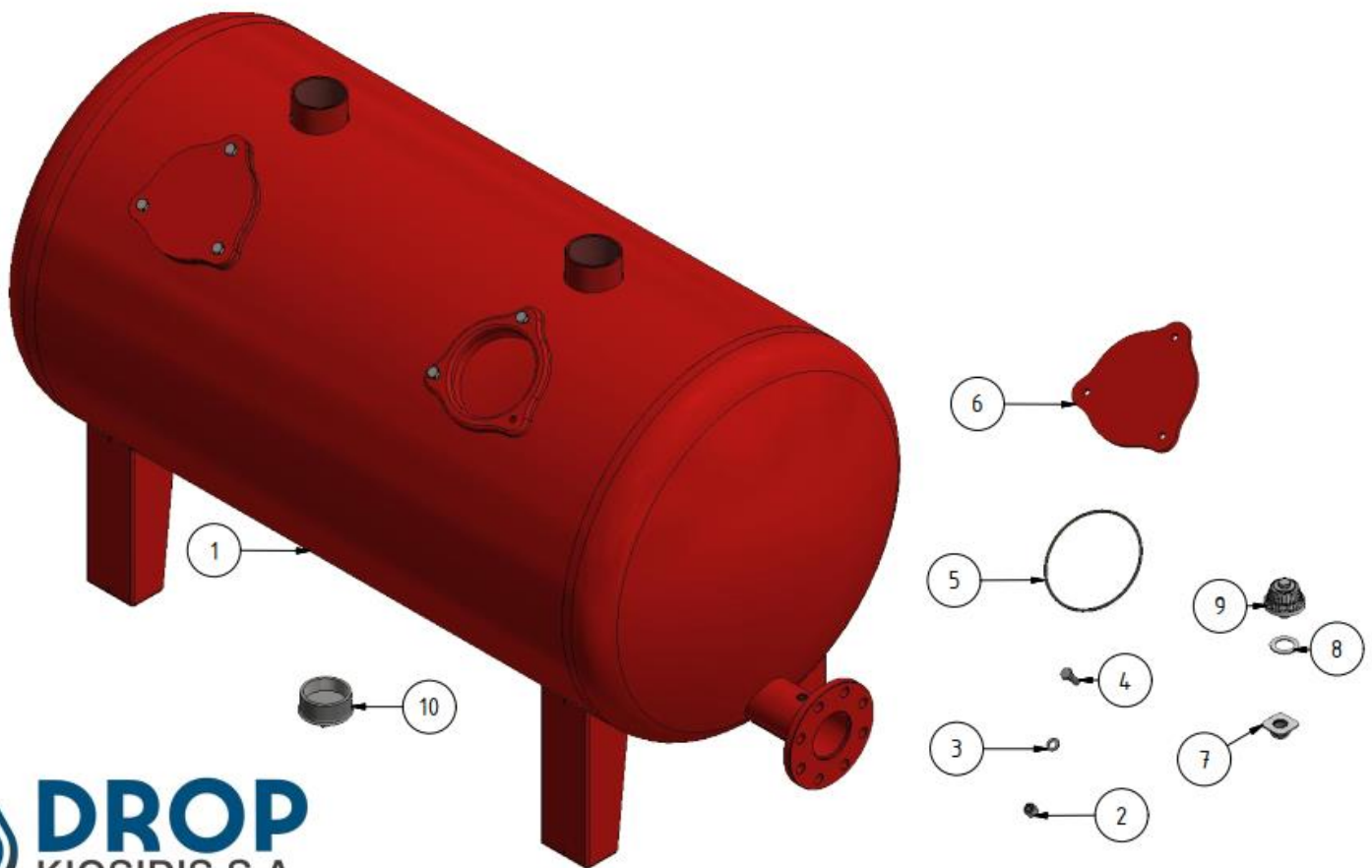
ITEM	QTY	PART NUMBER	TITLE
1	1	02-00-806-03-000	Filter housing series XDC 2''
2	12	02-10-311	Nut galvanized M12x17
3	12	02-10-250	Washer A 12 DIN 125
4	12	02-10-131	Bolt M12x35 DIN 931
5	4	02-02-030	O-ring d.174x5.33mm
6	4	02-01-062	Lid for X filter
7	50	02-03-149-00-05	Filter nozzle mushroom DROP 0.5-3/4G-L20
8	50	02-03-144-2	Diffuser seal ring DROP spare part
9	50	02-03-144-1	Diffuser rubber seal DROP spare part
10	2	02-05-357	Beaded Plug T9 2'' EN 10242

05-08-212 Dual chamber sand media filter series XDC 2'' with false bottom



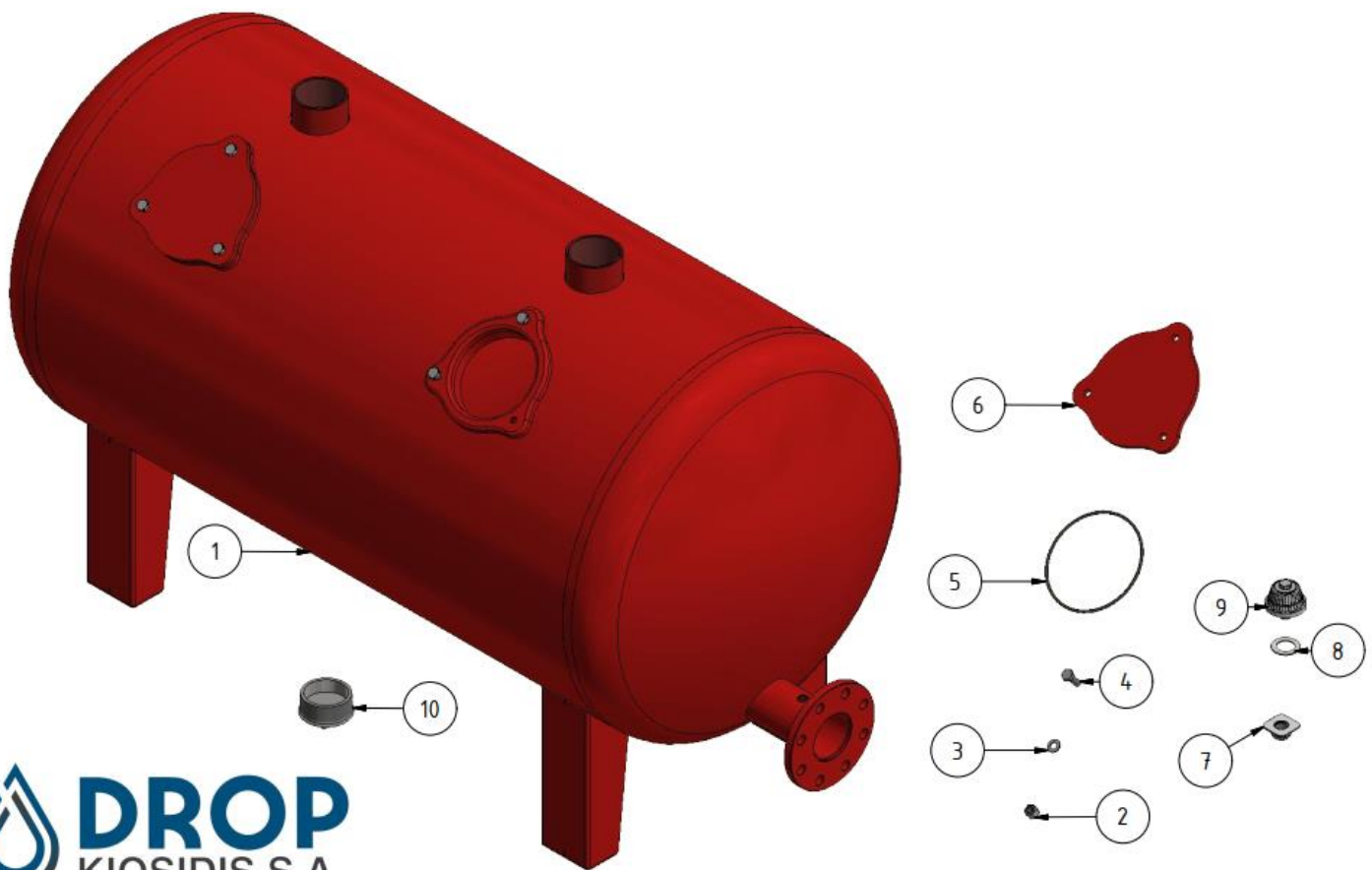
ITEM	QTY	PART NUMBER	TITLE
1	1	02-00-807-03-000	Filter housing series XDC 3" d. 750
2	12	02-10-311	Nut galvanized M12x17
3	12	02-10-250	Washer A 12 DIN 125
4	12	02-10-131	Bolt M12x35 DIN 931
5	4	02-02-030	O-ring d.174x5.33mm
6	4	02-01-062	Lid for X filter
7	72	02-03-144-1	Diffuser rubber seal DROP spare part
8	72	02-03-144-2	Diffuser seal ring DROP spare part
9	72	02-03-149-00-05	Filter nozzle mushroom DROP 0.5-3/4G-L20
10	2	02-05-358	Beaded Plug T9 3" EN 10242

05-08-488 Dual chamber sand media filter series XDC 3" d. 750 with false bottom



ITEM	QTY	PART NUMBER	TITLE
1	1	02-00-808-03-000	Filter housing series XDC 4" d. 900
2	12	02-10-311	Nut galvanized M12x17
3	12	02-10-250	Washer A 12 DIN 125
4	12	02-10-131	Bolt M12x35 DIN 931
5	4	02-02-030	O-ring d.174x5.33mm
6	4	02-01-062	Lid for X filter
7	98	02-03-144-1	Diffuser rubber seal DROP spare part
8	98	02-03-144-2	Diffuser seal ring DROP spare part
9	98	02-03-149-00-05	Filter nozzle mushroom DROP 0.5-3/4G-L20
10	2	02-05-358	Beaded Plug T9 3" EN 10242

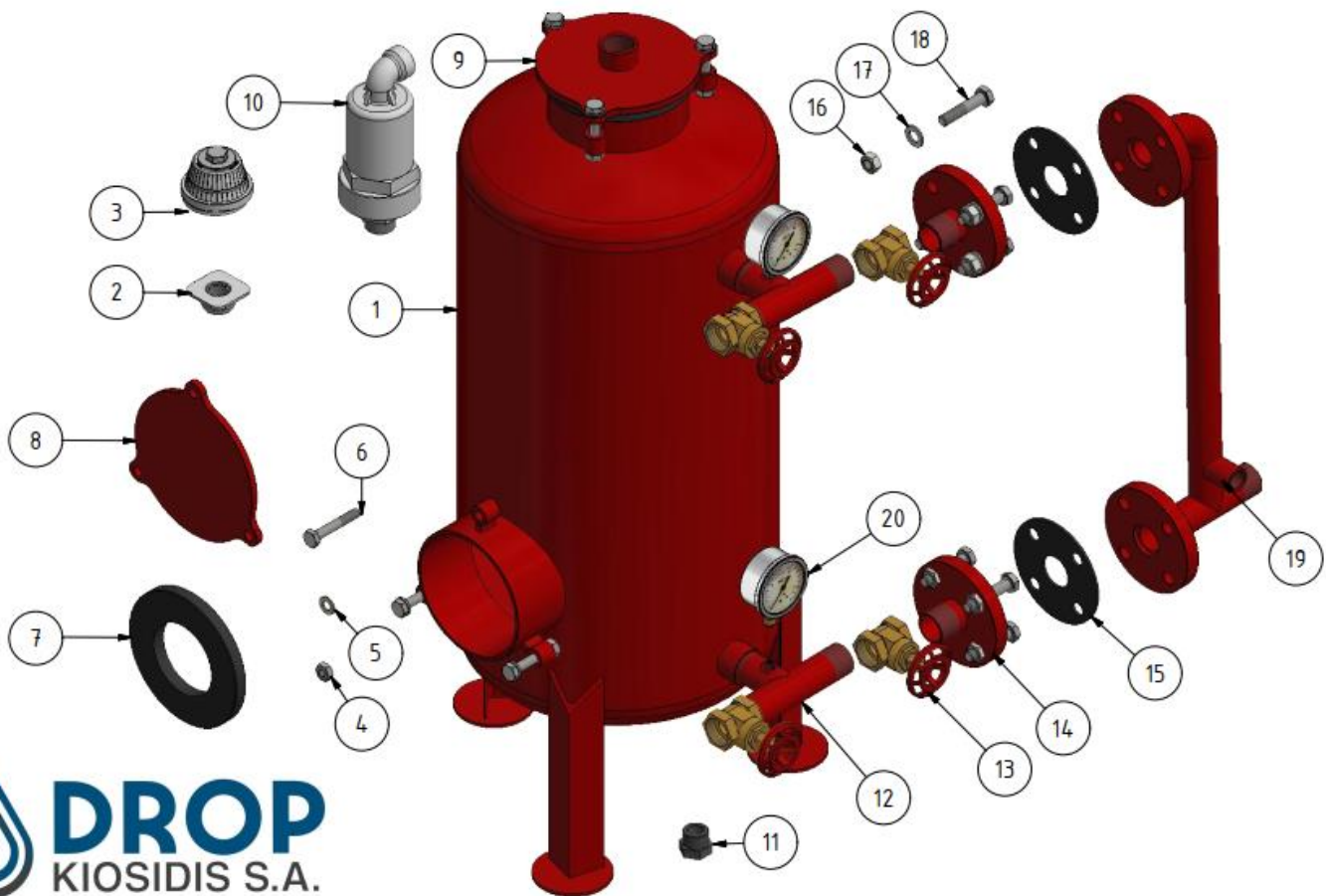
05-08-472 Dual chamber sand media filter series XDC 4" d. 900 with false bottom



Part list 05-08-102

ITEM	QTY	PART NUMBER	TITLE
1	1	02-00-832-01-000	Filter housing series X 1''-12''
2	5	02-03-144-1	Diffuser rubber seal DROP spare part
3	5	02-03-149-00-05	Filter nozzle mushroom DROP 0.5-3/4G-L20
4	6	02-10-299	Nut galvanized M10
5	6	02-10-247	Washer A 10.5 DIN 125
6	6	02-10-146	Bolt M10x60 DIN 931
7	2	02-02-012	Lid seal for O ¾ ", 1", 1 ½ ", X 1", L 30
8	1	02-01-082	Lid for X filter 1''-12''
9	1	02-01-081	Lid for X filter with 1'' socket
10	1	05-20-002	Air release valve 1" single acting
11	1	02-05-341	Plug ¾" TM (PE)
12	2	02-05-048	Tee 1" for by-pass X
13	4	02-04-020	Gate vane 1''
14	2	02-05-421	Flange 1" threaded male DIN 2576
15	2	02-02-054	Rubber flange 1" DIN
16	8	02-10-306	Nut galvanized M12 DIN934
17	8	02-10-250	Washer DIN 125 M 12
18	8	02-10-382	Hex head bolt M12x55 DIN 931
19	1	02-05-422	By-pass manifold for sand media filter X-1''-12''
20	2	06-02-001	Glycerin pressure gauge 0-10 bar inox

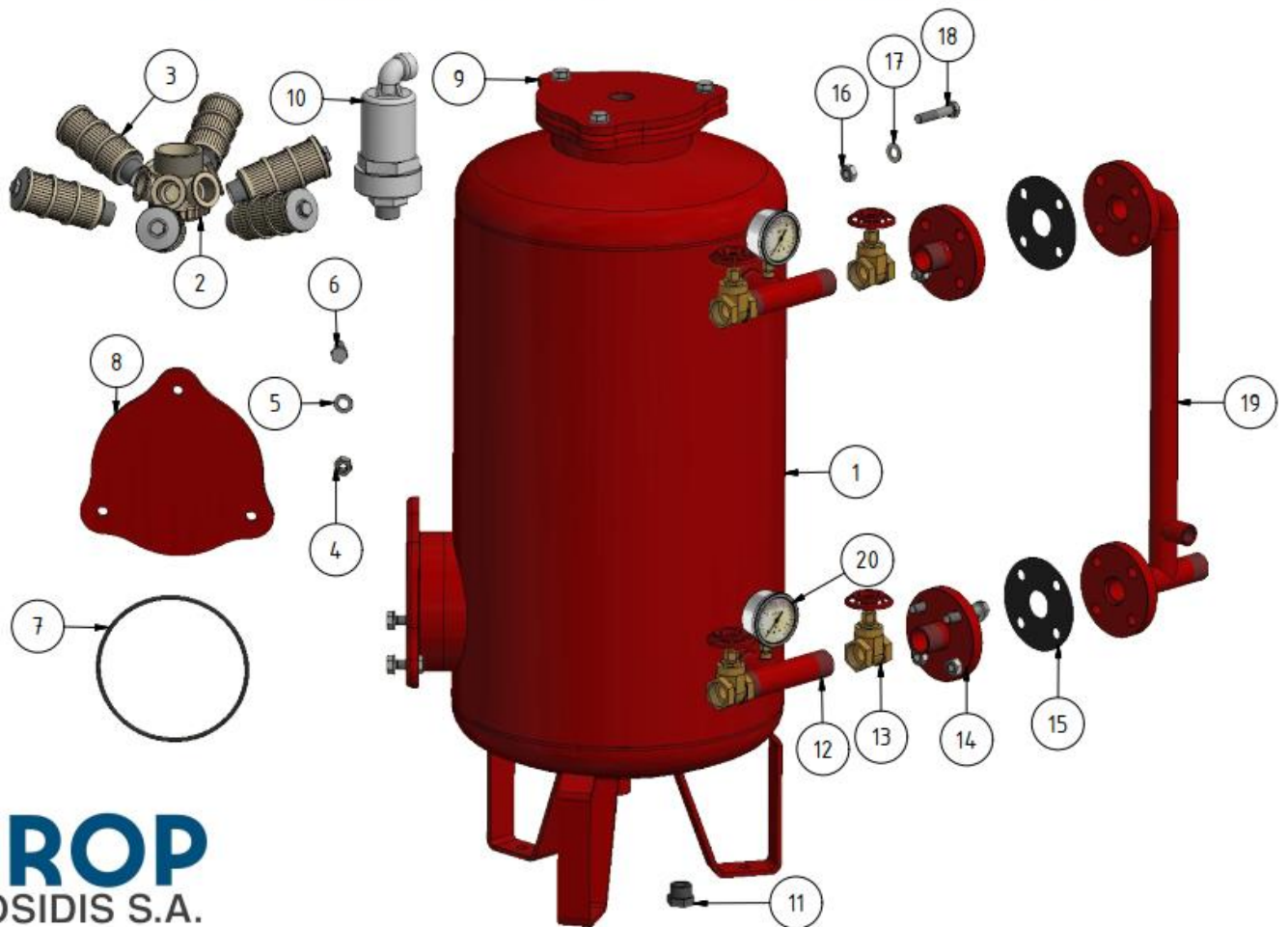
05-08-102 Sand media filter series X 1"-12" manual with by-pass



Part list 05-08-112

ITEM	QTY	PART NUMBER	TITLE
1	1	02-00-833	Filter housing series X 1''-16''
2	1	02-03-107	Collector MS06 (PP)
3	6	02-03-152	Lateral PP L 113xM30 slot 0.5
4	6	02-10-311	Nut galvanized M12x17
5	6	02-10-250	Washer A 12 DIN 125
6	6	02-10-131	Bolt M12x35 EN 24017
7	2	02-02-030	O-ring d.174x5.33mm
8	1	02-01-062	Lid for X filter
9	1	02-01-063	Lid for X filter socket
10	1	05-20-002	Air release valve 1" single acting
11	1	02-05-341	Plug ¾" TM (PE)
12	2	02-05-048	Tee 1" for by-pass X
13	4	02-04-020	Gate vane 1''
14	2	02-05-421	Flange 1" threaded male DIN 2576
15	2	02-02-054	Rubber flange 1" DIN
16	8	02-10-306	Nut galvanized M12 DIN934
17	8	02-10-250	Washer DIN 125 M 12
18	8	02-10-382	Hex head bolt M12x55 DIN 931
19	1	02-05-423	By-pass manifold for sand media filter X-1''-16''
20	2	06-02-001	Glycerin pressure gauge 0-10 bar inox

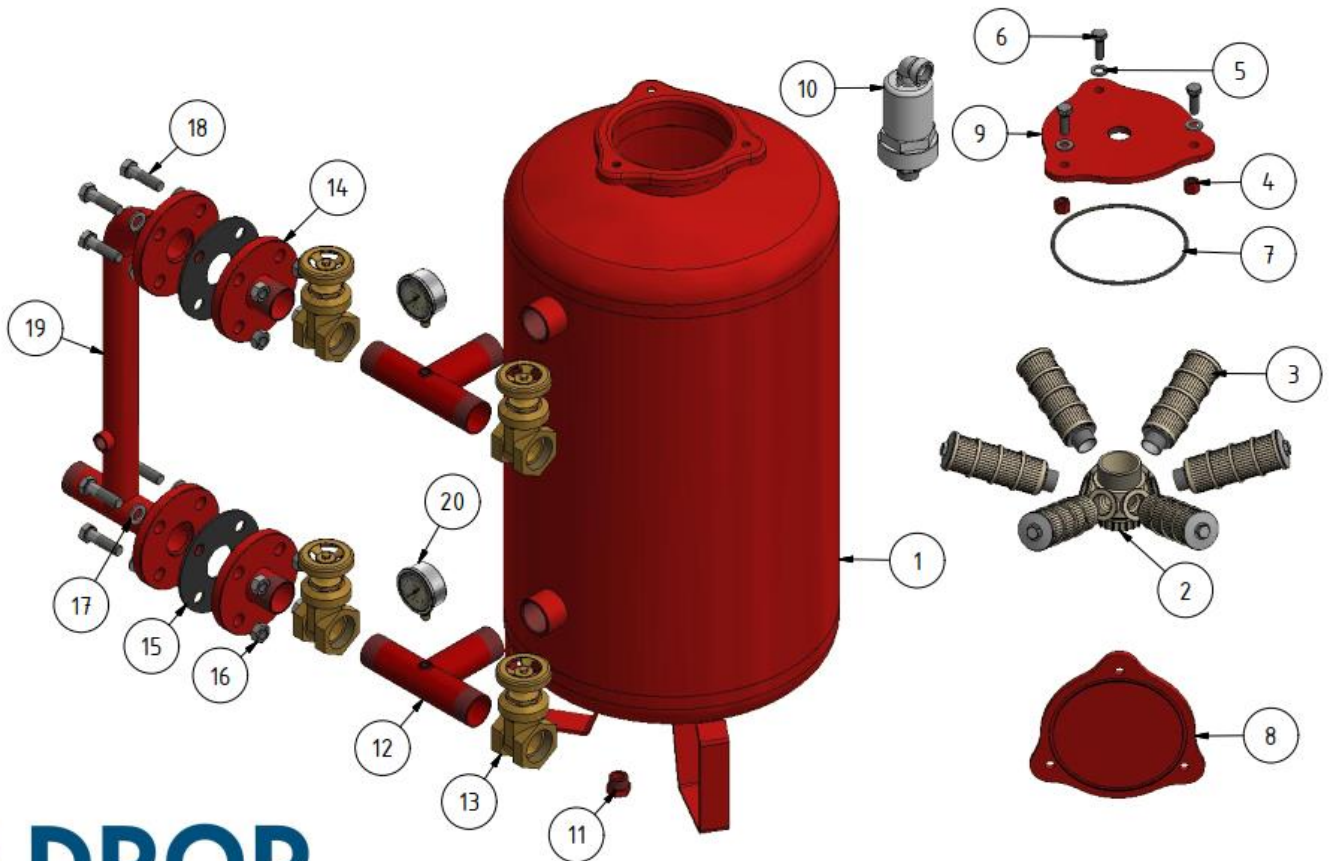
05-08-112 Sand media filter series X 1''-16'' manual with by-pass



Part list 05-08-150

ITEM	QTY	PART NUMBER	TITLE
1	1	02-00-804	Filter housing series X 1 ½"-18"
2	1	02-03-107	Collector MS06 (PP)
3	6	02-03-118	Lateral PP L 144xM30 slot 0.5
4	6	02-10-311	Nut galvanized M12x17
5	6	02-10-250	Washer A 12 DIN 125
6	6	02-10-131	Bolt M12x35 EN 24017
7	2	02-02-030	O-ring d.174x5.33mm
8	1	02-01-062	Lid for X filter
9	1	02-01-063	Lid for X filter socket
10	1	05-20-002	Air release valve 1" single acting
11	1	02-05-341	Plug ¾" TM (PE)
12	2	02-05-054	Tee 1 ½ " for by-pass X
13	4	02-04-026	Gate vane 1 ½"
14	2	02-05-400	Flange 1 ½ " threaded male DIN 2576
15	2	02-02-050	Rubber flange 1 ½ " DIN
16	8	02-10-303	Nut galvanized M16 DIN934
17	8	02-10-200	Washer DIN 125 M 16
18	8	02-10-379	Hex head bolt M16x55 DIN 931
19	1	02-05-449	By-pass manifold for sand media filter X-1 ½ "-18"
20	2	06-02-001	Glycerin pressure gauge 0-10 bar inox

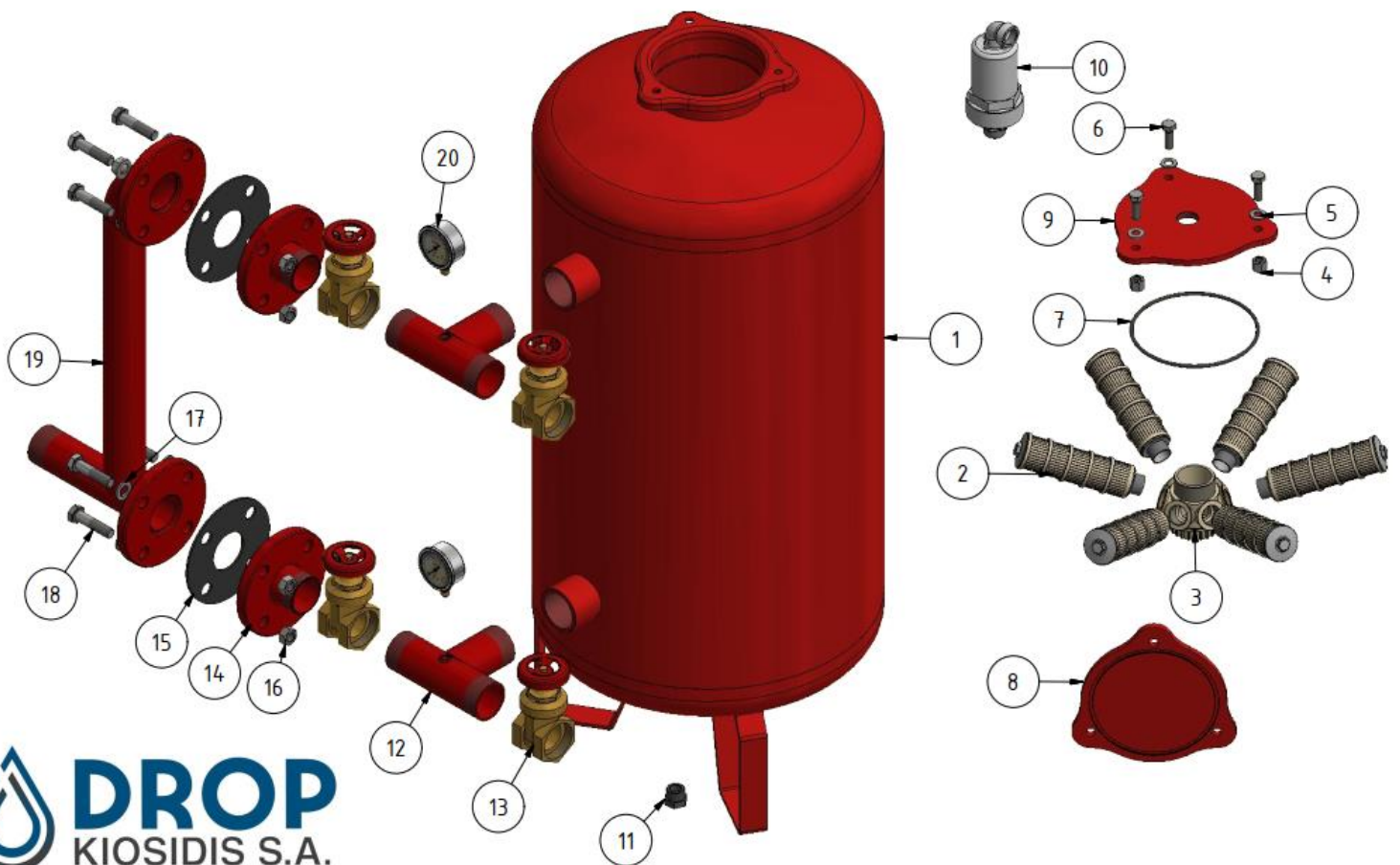
05-08-150 Sand media filter series X 1 ½"-18" manual with by-pass



Part list 05-08-200

ITEM	QTY	PART NUMBER	TITLE
1	1	02-00-800-01-000	Filter housing series X 2''-20''
2	1	02-03-107	Collector MS06 (PP)
3	6	02-03-109	Lateral PP L 175xM30 slot 0.5
4	6	02-10-311	Nut galvanized M12x17
5	6	02-10-250	Washer A 12 DIN 125
6	6	02-10-131	Bolt M12x35 EN 24017
7	2	02-02-030	O-ring d.174x5.33mm
8	1	02-01-062	Lid for X filter
9	1	02-01-063	Lid for X filter socket
10	1	05-20-002	Air release valve 1" single acting
11	1	02-05-341	Plug ¾" TM (PE)
12	2	02-05-065	Tee 2" for by-pass X
13	4	02-04-021	Gate vane 2''
14	2	02-05-494	Flange 2" threaded male DIN 2576
15	2	02-02-051	Rubber flange 2" DIN
16	8	02-10-303	Nut galvanized M16 DIN934
17	8	02-10-200	Washer DIN 125 M 16
18	8	02-10-377	Hex head bolt M16x65 DIN 931
19	1	02-05-450	By-pass manifold for sand media filter X-2''-20''
20	2	06-02-001	Glycerin pressure gauge 0-10 bar inox

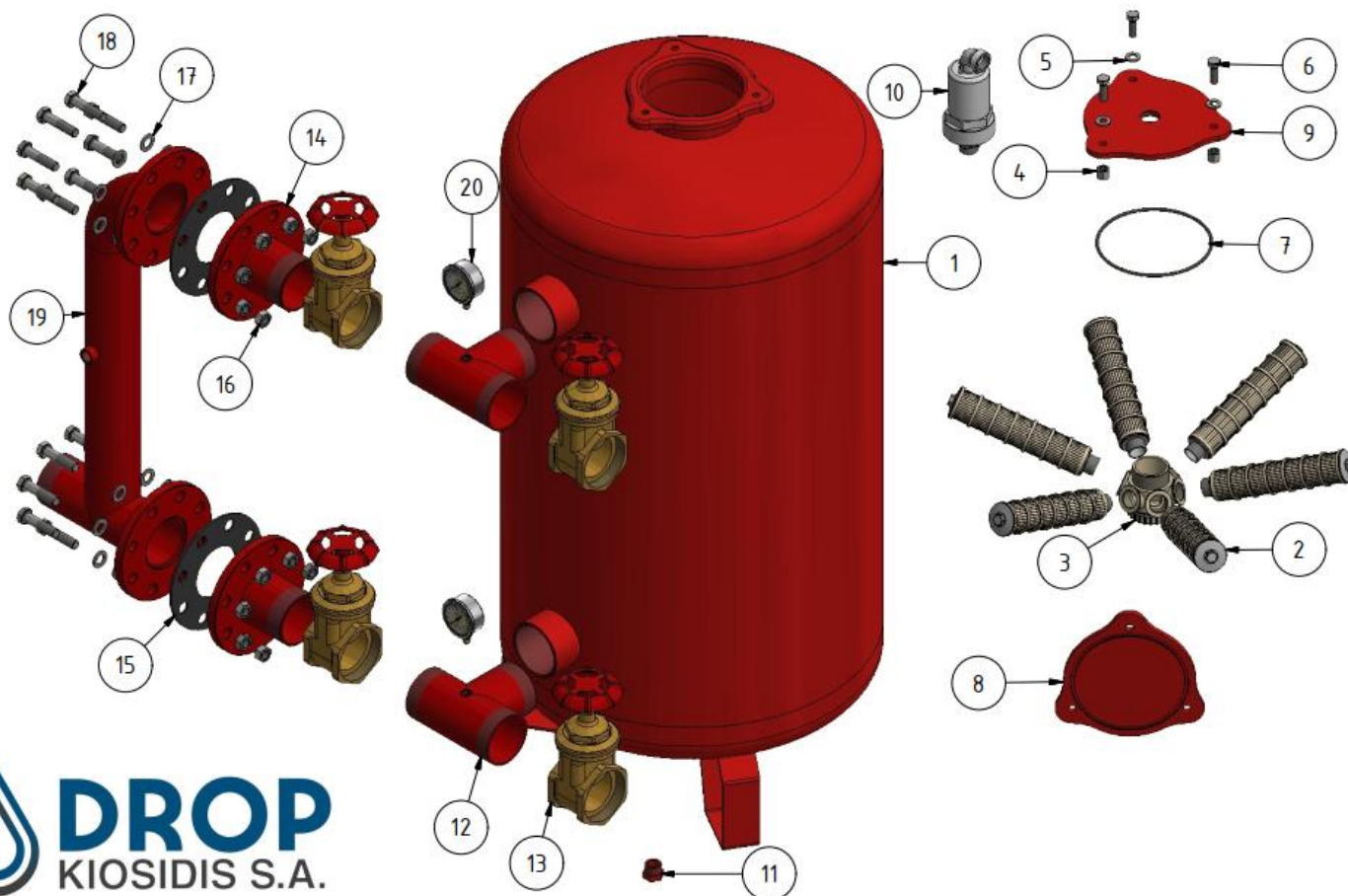
05-08-200 Sand media filter series X 2''-20'' manual with by-pass



Part list 05-08-300

ITEM	QTY	PART NUMBER	TITLE
1	1	02-00-801	Filter housing series X 3''-24''
2	1	02-03-107	Collector MS06 (PP)
3	6	02-03-110	Lateral PP L 237xM30 slot 0.5
4	6	02-10-311	Nut galvanized M12x17
5	6	02-10-250	Washer A 12 DIN 125
6	6	02-10-131	Bolt M12x35 EN 24017
7	2	02-02-030	O-ring d.174x5.33mm
8	1	02-01-062	Lid for X filter
9	1	02-01-063	Lid for X filter socket
10	1	05-20-002	Air release valve 1" single acting
11	1	02-05-341	Plug ¾" TM (PE)
12	2	02-05-064	Tee 3" for by-pass X
13	4	02-04-023	Gate vane 3''
14	2	02-05-495	Flange 3" threaded male DIN 2576
15	2	02-02-056	Rubber flange 3" DIN
16	16	02-10-303	Nut galvanized M16 DIN934
17	16	02-10-200	Washer DIN 125 M 16
18	16	02-10-377	Hex head bolt M16x65 DIN 931
19	1	02-05-451	By-pass manifold for sand media filter X-3''-24''
20	2	06-02-001	Glycerin pressure gauge 0-10 bar inox

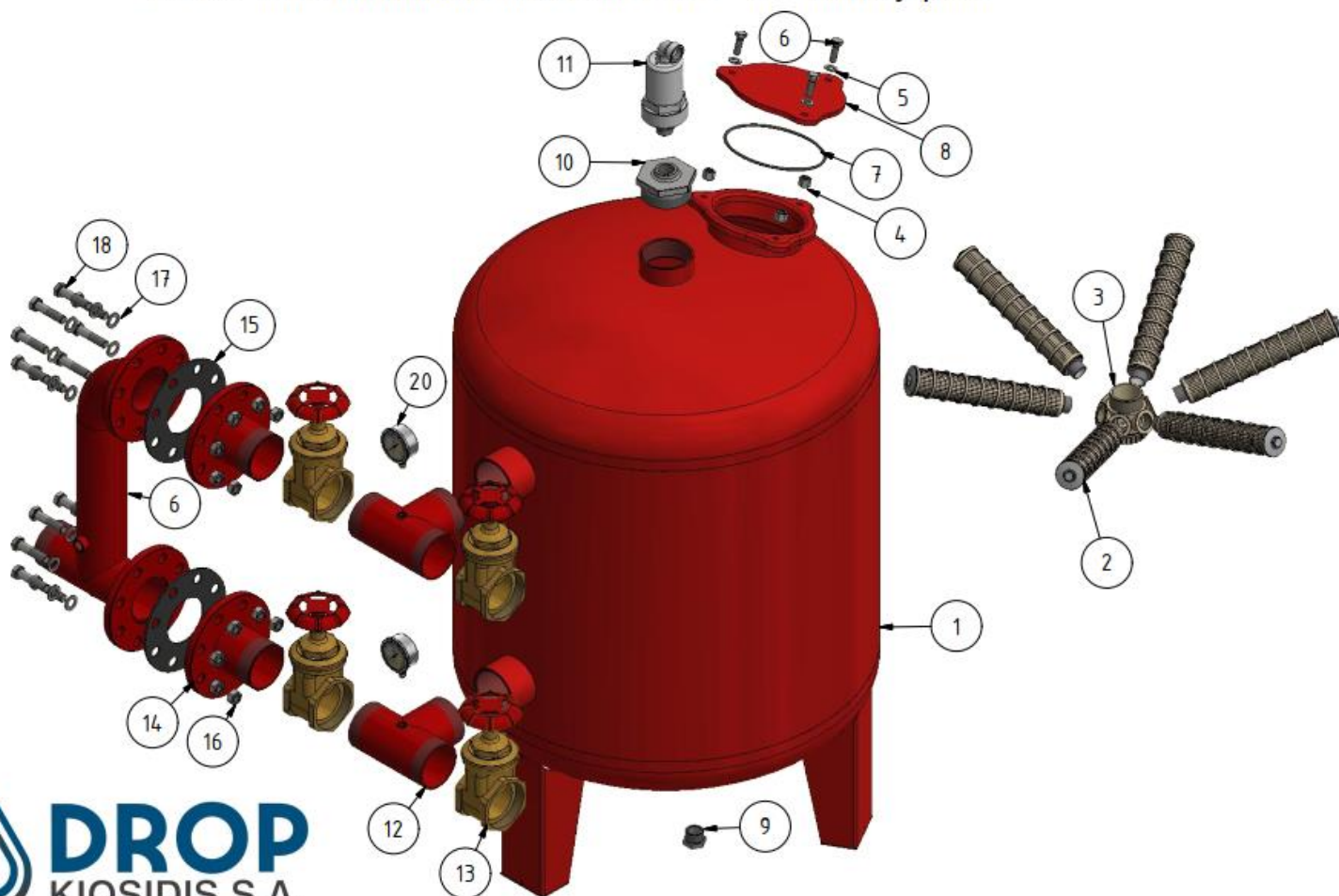
05-08-300 Sand media filter series X 3''-24'' manual with by-pass



Part list 05-08-484

ITEM	QTY	PART NUMBER	TITLE
1	1	02-00-819-01-000	Filter housing series X 3''-30''
2	1	02-03-107	Collector MS06 (PP)
3	6	02-03-161	Lateral PP L 299xM30 slot 0.5
4	6	02-10-311	Nut galvanized M12x17
5	6	02-10-250	Washer A 12 DIN 125
6	6	02-10-131	Bolt M12x35 EN 24017
7	2	02-02-030	O-ring d.174x5.33mm
8	1	02-01-062	Lid for X filter
9	1	02-05-342	Plug 1'' TM (PE)
10	1	02-05-179	Reducing socket galvanized 3"x1"
11	1	05-20-002	Air release valve 1" single acting
12	2	02-05-064	Tee 3" for by-pass X
13	4	02-04-023	Gate vane 3''
14	2	02-05-495	Flange 3" threaded male DIN 2576
15	2	02-02-056	Rubber flange 3" DIN
16	16	02-10-303	Nut galvanized M16 DIN934
17	16	02-10-200	Washer DIN 125 M 16
18	16	02-10-377	Hex head bolt M16x65 DIN 931
19	1	02-05-455	By-pass manifold for sand media filter X-3''-30''
20	2	06-02-001	Glycerin pressure gauge 0-10 bar inox

05-08-484 Sand media filter series X 3''-30'' with by-pass



Part list 05-08-336

ITEM	QTY	PART NUMBER	TITLE
1	1	02-00-820-03-001	Filter housing series X 3''-36''
2	1	02-03-107	Collector MS06 (PP)
3	8	02-03-111	Lateral PP L 361xM30 slot 0.5
4	6	02-10-311	Nut galvanized M12x17
5	6	02-10-250	Washer A 12 DIN 125
6	6	02-10-131	Bolt M12x35 EN 24017
7	2	02-02-030	O-ring d.174x5.33mm
8	1	02-01-062	Lid for X filter
9	1	02-05-342	Plug 1'' TM (PE)
10	1	02-05-179	Reducing socket galvanized 3"x1"
11	1	05-20-002	Air release valve 1" single acting
12	2	02-05-064	Tee 3" for by-pass X
13	4	02-04-023	Gate vane 3''
14	2	02-05-495	Flange 3" threaded male DIN 2576
15	2	02-02-056	Rubber flange 3" DIN
16	16	02-10-303	Nut galvanized M16 DIN934
17	16	02-10-200	Washer DIN 125 M 16
18	16	02-10-377	Hex head bolt M16x65 DIN 931
19	1	02-05-453	By-pass manifold for sand media filter X-3''-36''
20	2	06-02-001	Glycerin pressure gauge 0-10 bar inox

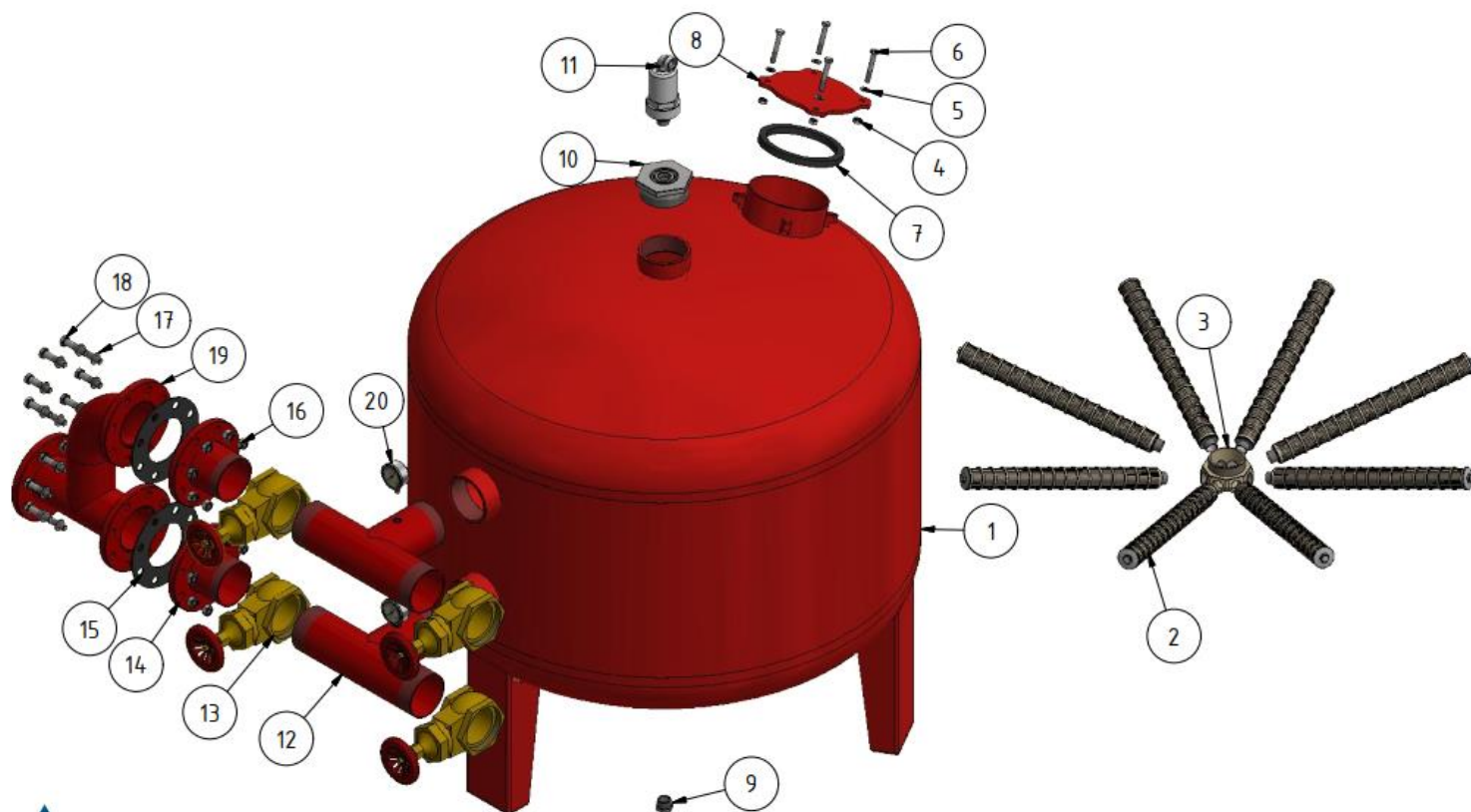
05-08-336 Sand media filter series X 3''-36'' with by-pass



Part list 05-08-448

ITEM	QTY	PART NUMBER	TITLE
1	1	02-00-821-48-001	Filter housing series X 4''-48''
2	1	02-03-108	Collector MS08 (PP)
3	8	02-03-112	Lateral PP L 516xM30 slot 0.5
4	8	02-10-306	Nut galvanized M12 DIN 934 galvanized
5	8	02-10-250	Washer M12 DIN 125
6	8	02-10-148	Bolt M12x75 galvanized
7	2	02-02-063	O-ring d.205x20 mm
8	1	02-01-084	Lid for X filter 4''-48''
9	1	02-05-342	Plug 1'' TM (PE)
10	1	02-05-131	Reducing socket galvanized 4"x1"
11	1	05-20-002	Air release valve 1" single acting
12	2	02-05-058	Tee 4" for by-pass X
13	4	02-04-024	Gate vane 4''
14	2	02-05-404	Flange 4" threaded male DIN 2576
15	2	02-02-053	Rubber flange 4" DIN
16	16	02-10-303	Nut galvanized M16 DIN934
17	16	02-10-200	Washer DIN 125 M 16
18	16	02-10-377	Hex head bolt M16x65 DIN 931
19	1	02-05-454-1	By-pass manifold for sand media filter X-4''-48''
20	2	06-02-001	Glycerin pressure gauge 0-10 bar inox

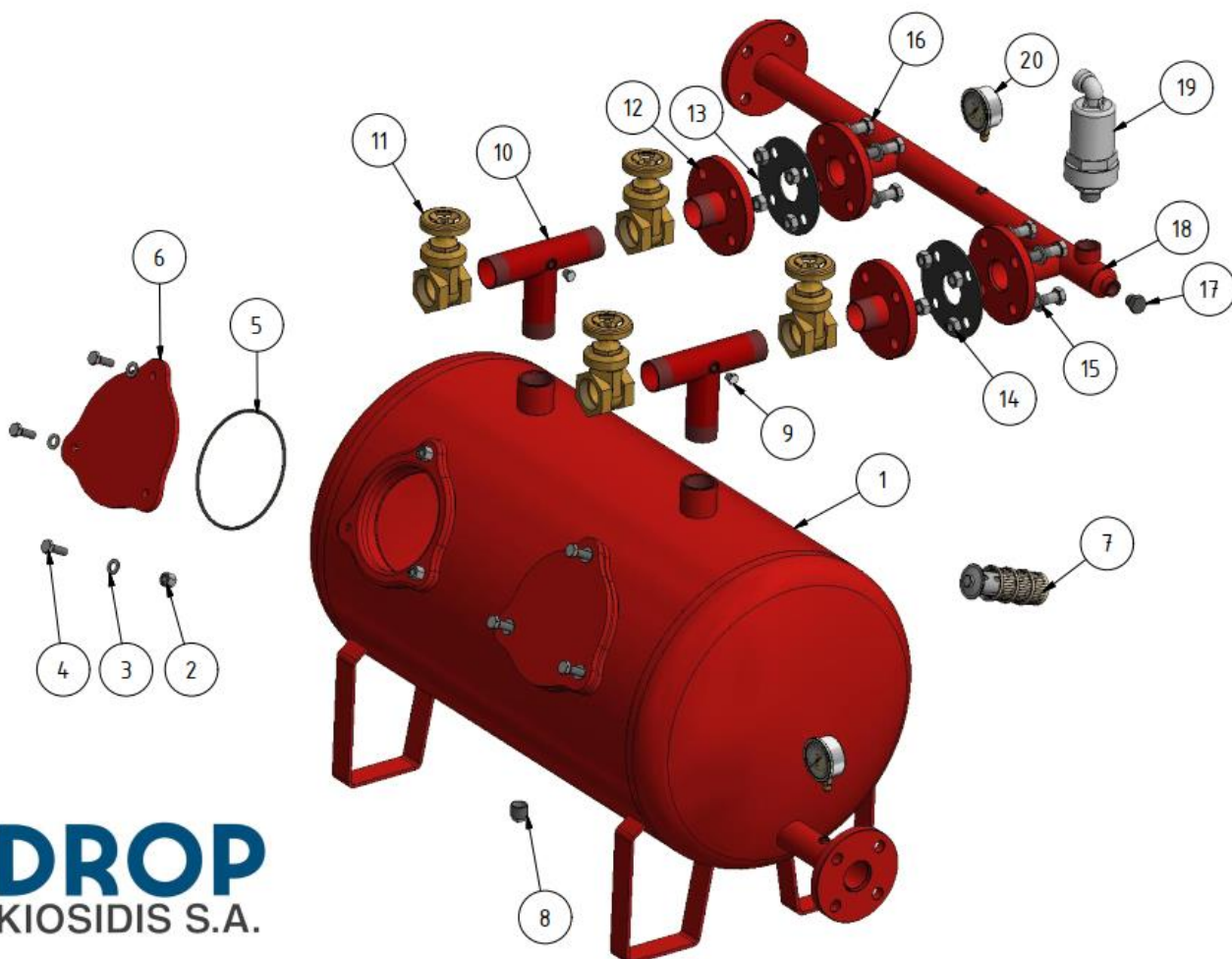
05-08-448 Sand media filter series X 4''-48'' with by-pass



Part list 05-08-156

ITEM	QTY	PART NUMBER	TITLE
1	1	02-00-812	Filter housing series XDC 1 ½"
2	12	02-10-311	Nut galvanized M12x17
3	12	02-10-250	Washer A 12 DIN 125
4	12	02-10-131	Bolt M12x35 DIN 931
5	4	02-02-030	O-ring d.174x5.33mm
6	4	02-01-062	Lid for X and XDC filter
7	12	02-03-113	Lateral PP L 113x ¾ " slot 0.5
8	2	02-05-356	Plug 3/4" TM (PE)
9	2	02-05-350	Beaded Plug T9 1/4" DIN EN 10242
10	2	02-05-054	Tee 1 ½" for by-pass X
11	4	02-04-026	Gate vale 1 ½"
12	2	02-05-400	Flange 1 ½" threaded male DIN 2576
13	2	02-02-050	Rubber flange 1 ½" DIN
14	8	02-10-303	Nut galvanized M16 DIN934
15	8	02-10-200	Washer DIN 125 M 16
16	8	02-10-379	Hex head bolt M16x55 DIN 931
17	1	02-16-001	Plug ½" TM (PE)
18	1	02-05-448	By-pass manifold for sand media filter XDC-1 ½"
19	1	05-20-002	Air release valve 1" single acting
20	2	06-02-001	Glycerin pressure gauge 0-10 bar inox

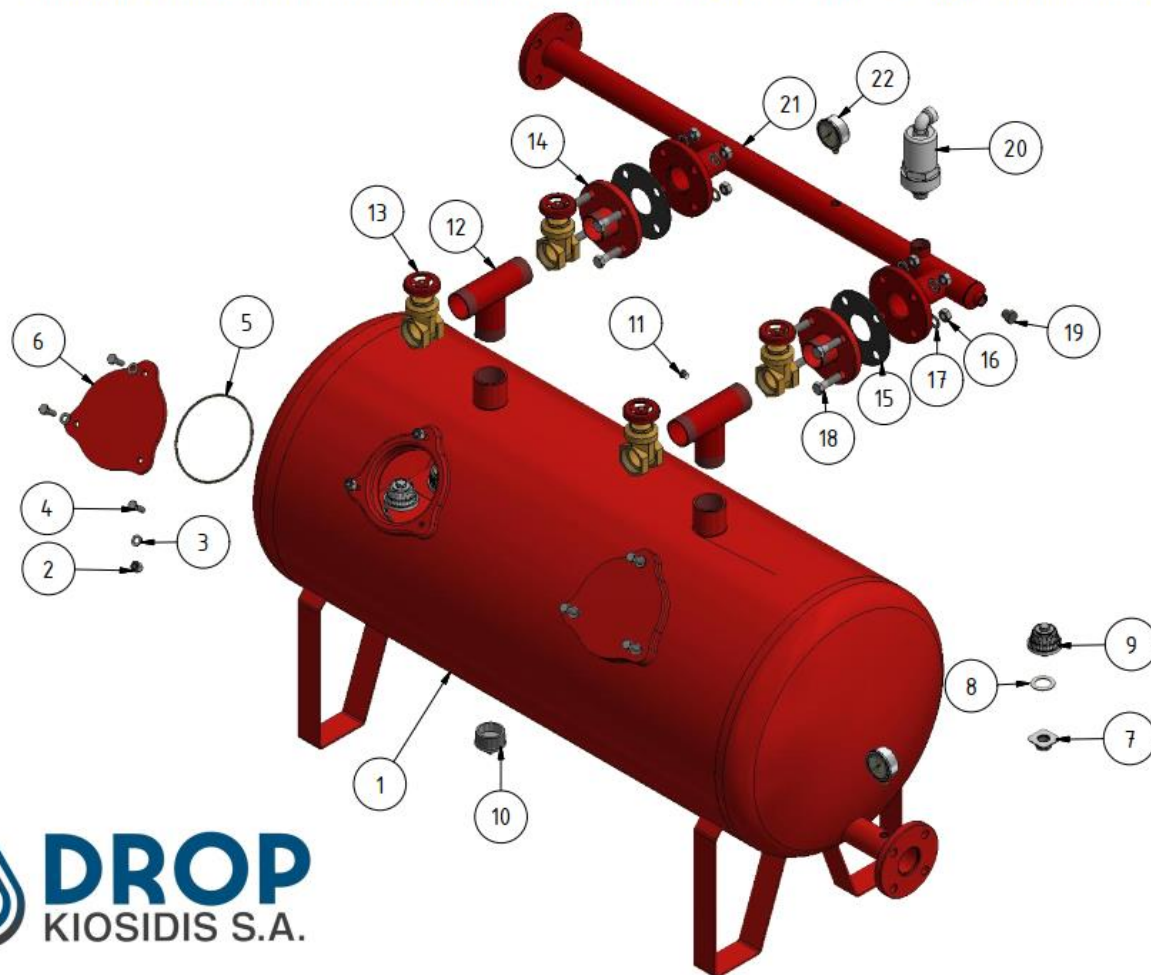
05-08-156 Dual chamber sand media filter XDC 1 1/2" wih by-pass



Part list 05-08-213

ITEM	QTY	PART NUMBER	TITLE
1	1	02-00-806-03-000	Filter housing series XDC 2''
2	12	02-10-311	Nut galvanized M12x17
3	12	02-10-250	Washer A 12 DIN 125
4	12	02-10-131	Bolt M12x35 DIN 931
5	4	02-02-030	O-ring d.174x5.33mm
6	4	02-01-062	Lid for X filter
7	50	02-03-149-00-05	Filter nozzle mushroom DROP 0.5-3/4G-L20
8	50	02-03-144-2	Diffuser seal ring DROP spare part
9	50	02-03-144-1	Diffuser rubber seal DROP spare part
10	2	02-05-357	Beaded Plug T9 2'' EN 10242
11	2	02-05-350	Beaded Plug T9 1/4'' DIN EN 10242
12	2	02-05-065	Tee 2'' for by-pass XDC
13	4	02-04-021	Gate vane 2''
14	2	02-05-494	Flange 2'' threaded male DIN 2576
15	2	02-02-051	Rubber flange 2'' DIN
16	8	02-10-303	Nut galvanized M16 DIN934
17	8	02-10-200	Washer DIN 125 M 16
18	8	02-10-379	Hex head bolt M16x55 DIN 931
19	1	02-16-001	Plug 1/2'' TM (PE)
20	1	05-20-002	Air release valve 1'' single acting
21	1	02-09-000	By-pass manifold for sand media filter XDC-2''
22	2	06-02-001	Glycerin pressure gauge 0-10 bar inox

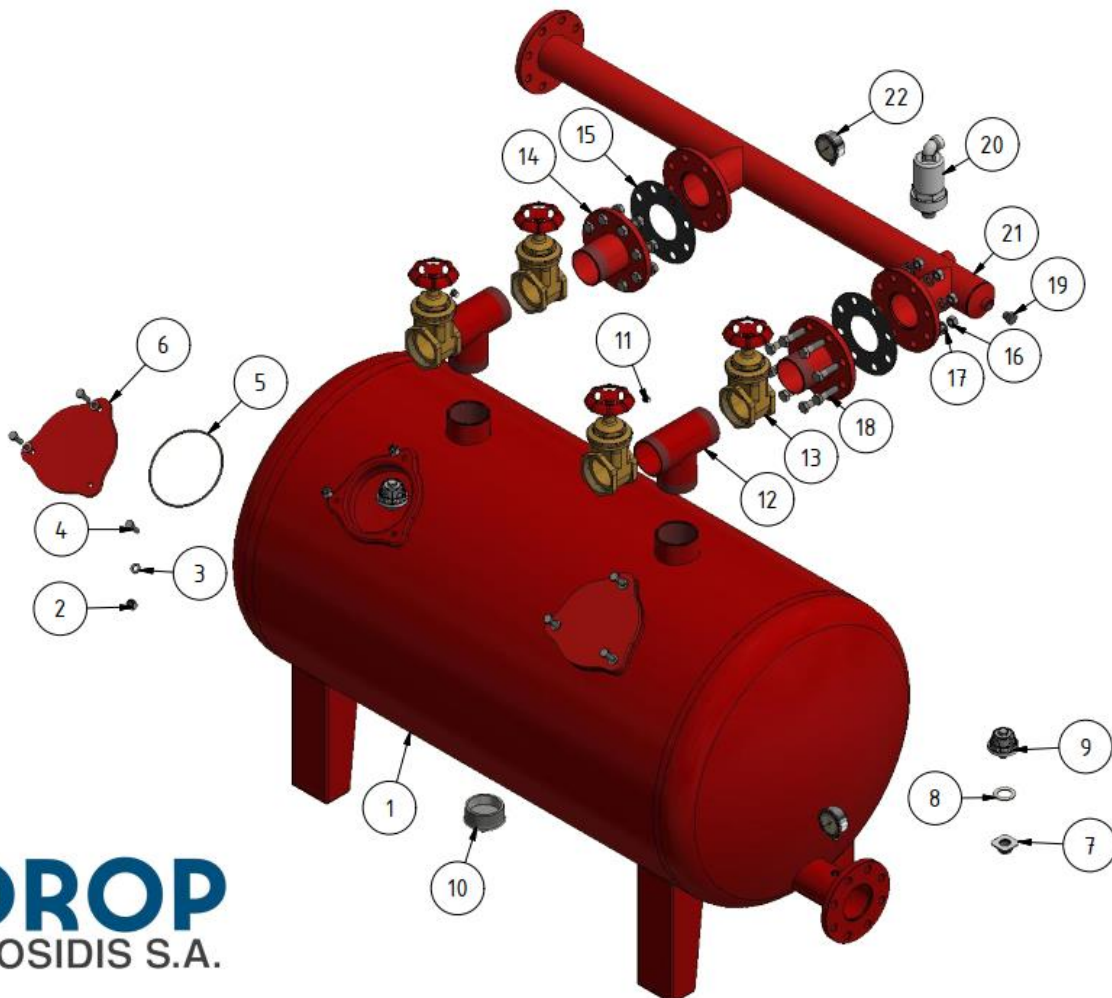
05-08-213 Dual chamber sand medial filter series XDC 2'' 600 false bottom, with by-pass



Part list 05-08-515

ITEM	QTY	PART NUMBER	TITLE
1	1	02-00-807-03-000	Filter housing series XDC 3" d. 750
2	12	02-10-311	Nut galvanized M12x17
3	12	02-10-250	Washer A 12 DIN 125
4	12	02-10-131	Bolt M12x35 DIN 931
5	4	02-02-030	O-ring d.174x5.33mm
6	4	02-01-062	Lid for X filter
7	72	02-03-144-1	Diffuser rubber seal DROP spare part
8	72	02-03-144-2	Diffuser seal ring DROP spare part
9	72	02-03-149-00-05	Filter nozzle mushroom DROP 0.5-3/4G-L20
10	2	02-05-358	Beaded Plug T9 3" EN 10242
11	2	02-05-350	Beaded Plug T9 1/4" DIN EN 10242
12	2	02-05-064	Tee 3" for by-pass XDC
13	4	02-04-023	Gate vane 3"
14	2	02-05-495	Flange 3" threaded male DIN 2576
15	2	02-02-056	Rubber flange 3" DIN
16	16	02-10-303	Nut galvanized M16 DIN934
17	16	02-10-200	Washer DIN 125 M 16
18	16	02-10-379	Hex head bolt M16x55 DIN 931
19	1	02-16-001	Plug 1/2" TM (PE)
20	1	05-20-002	Air release valve 1" single acting
21	1	02-05-464	By-pass manifold for sand media filter XDC-3"
22	2	06-02-001	Glycerin pressure gauge 0-10 bar inox

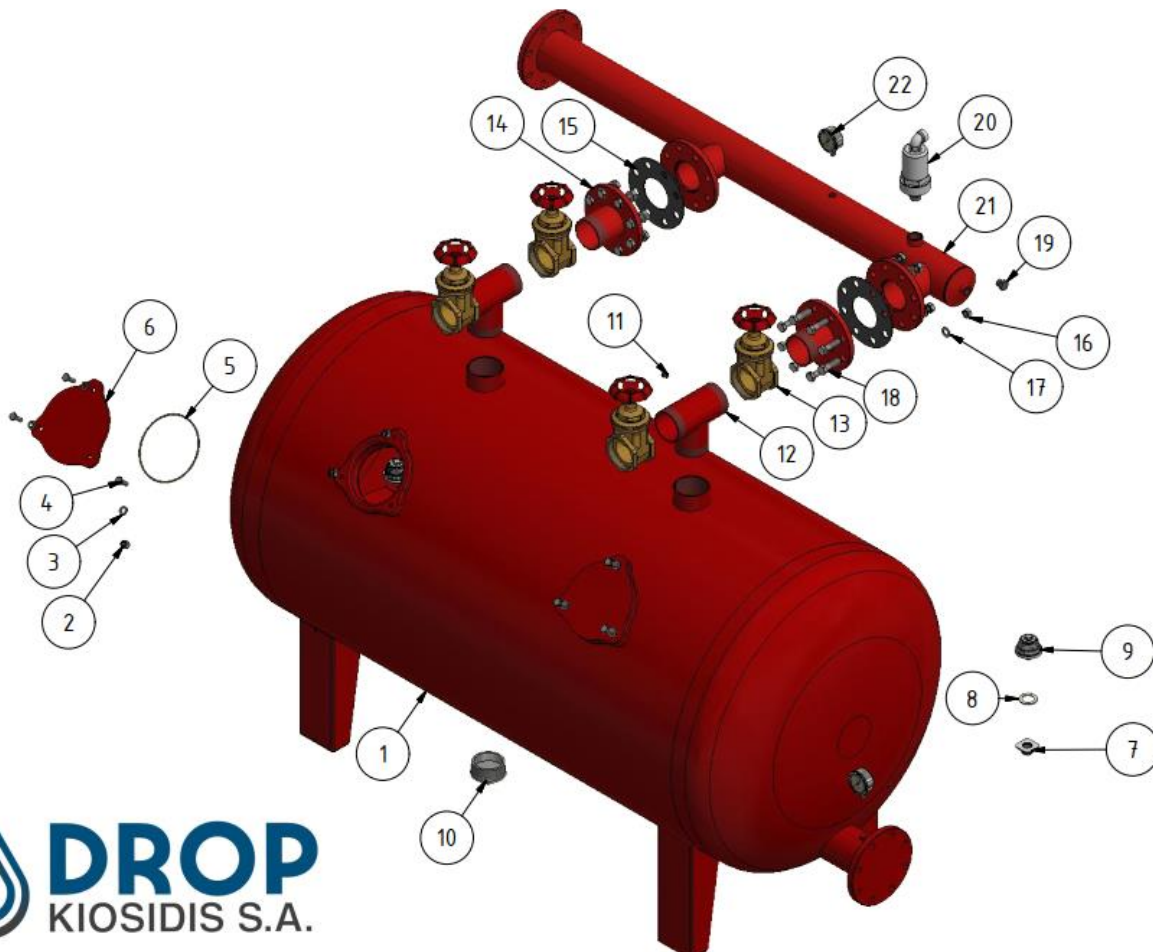
05-08-515 Dual chamber sand media filter series XDC 3" 750 false bottom, by-pass



Part list 05-08-515

ITEM	QTY	PART NUMBER	TITLE
1	1	02-00-808-03-000	Filter housing series XDC 4" d. 900
2	12	02-10-311	Nut galvanized M12x17
3	12	02-10-250	Washer A 12 DIN 125
4	12	02-10-131	Bolt M12x35 DIN 931
5	4	02-02-030	O-ring d.174x5.33mm
6	4	02-01-062	Lid for X filter
7	98	02-03-144-1	Diffuser rubber seal DROP spare part
8	98	02-03-144-2	Diffuser seal ring DROP spare part
9	98	02-03-149-00-05	Filter nozzle mushroom DROP 0.5-3/4G-L20
10	2	02-05-358	Beaded Plug T9 3" EN 10242
11	2	02-05-350	Beaded Plug T9 1/4" DIN EN 10242
12	2	02-05-064	Tee 3" for by-pass XDC
13	4	02-04-023	Gate vane 3"
14	2	02-05-495	Flange 3" threaded male DIN 2576
15	2	02-02-056	Rubber flange 3" DIN
16	16	02-10-303	Nut galvanized M16 DIN934
17	16	02-10-200	Washer DIN 125 M 16
18	16	02-10-379	Hex head bolt M16x55 DIN 931
19	1	02-16-001	Plug 1/2" TM (PE)
20	1	05-20-002	Air release valve 1" single acting
21	1	02-05-465	By-pass manifold for sand media filter XDC-4"
22	2	06-02-001	Glycerin pressure gauge 0-10 bar inox

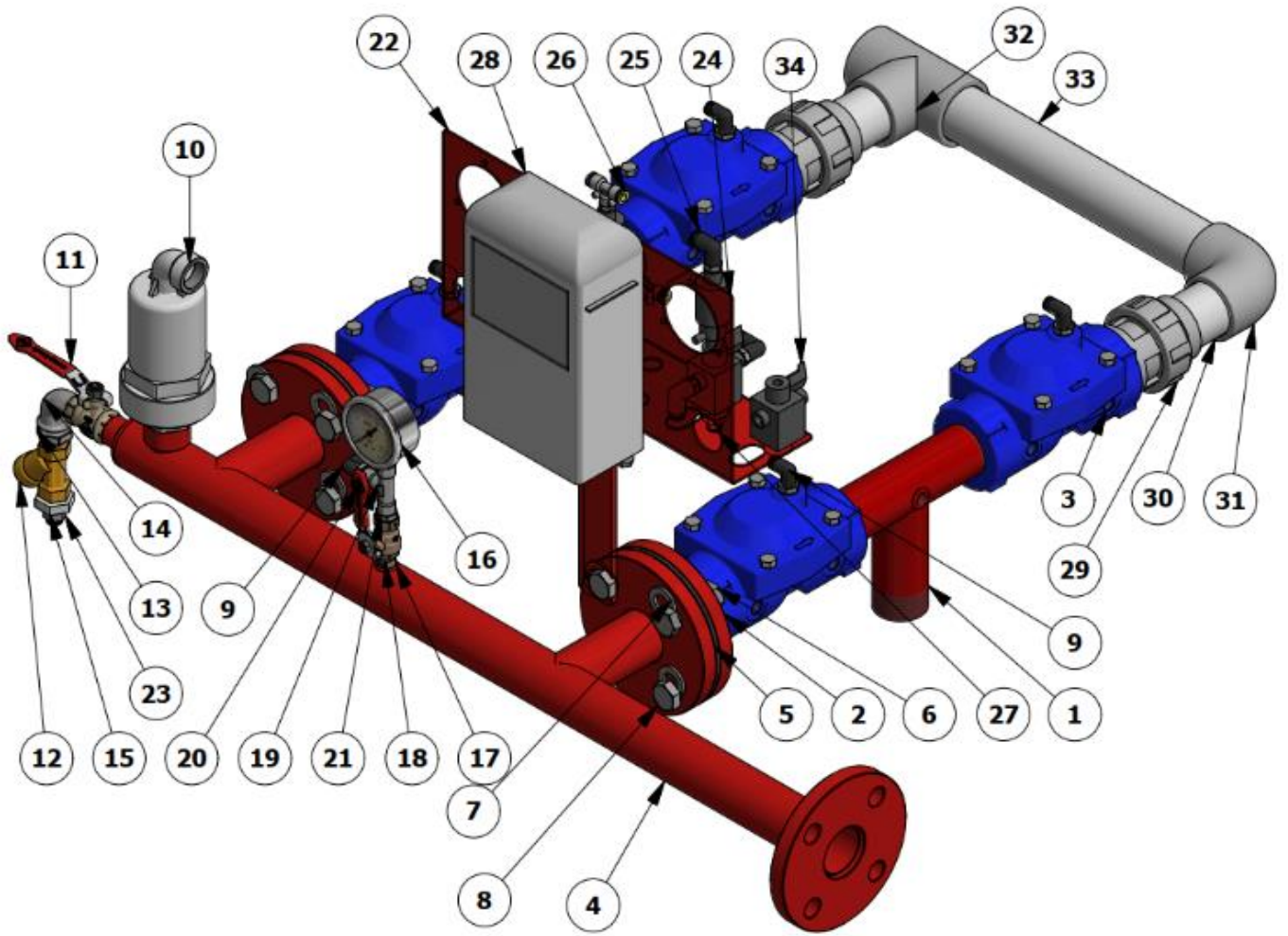
05-08-471 Dual chamber sand media filter series XDC 4" 900 false bottom, by-pass



BP 25-002 XDC 1 ½"

ITEM	QTY	PART NUMBER	TITLE
1	2	02-05-054	Tee 1½"x1½"x1½" threaded male
2	2	02-05-400	Flange 1½" threaded male DIN 2576
3	4	02-04-166	Hydraulic valve 1½" BSP
4	1	02-05-448	By-pass manifold for XDC 1½" dual chamber
5	2	02-02-050	Rubber flange 1 ½" DIN
6	8	02-10-303	Nut DIN 934 - M16 x 2
7	8	02-10-200	Washer DIN 125 - A17 galvanized
8	8	02-10-379	Bolt galvanized M16x55 DIN 931
9	5	02-05-006	Elbow lock d.6 x 1/4" TM
10	1	05-20-002	Air release valve 1" single acting
11	1	02-04-006	Ball valve 1/2" TM-TF
12	1	02-07-057	In-line filter ½" bronze
13	1	02-05-150	Nipple galvanized ½"
14	1	02-05-016	Elbow galvanized ½" x ½" TM-TF
15	1	02-05-117	Reducing socket ½"TM - 1/4"TF galvanized
16	1	06-02-001	Glycerin pressure gauge 0-10 bar inox
17	1	02-07-056	In line filter 1/4" finger
18	1	02-05-010	Nipple 1/4"x 1/8"
19	1	02-05-137	Tee 1/4"TF x 1/4"TF x 1/4"TF
20	1	02-04-004	Ball valve 1/4" F-F
21	1	02-05-042	Nipple 1/4"
22	1	02-08-032-1	Controller support base for XDC 1 ½ " auto station 1
23	1	02-05-019	Connector lock d.8 x 1/4" TM
24	2	02-07-000	Solenoid valve 1/8"-24V AC
25	4	02-05-008	Elbow lock d.8 x 1/8" TM
26	2	02-05-014	Tee lock d.8 x 1/8" TM
27	2	02-05-022	Connector lock d.8 x 1/8" TM
28	1	02-07-203	Controller F1-10 (AC) 2station & DP
29	2	02-05-127	Union PVC d.50 x 1½" Glued - TM
30	2	00-02-209	PVC pipe d.50/ 16 atm
31	1	02-05-128	Elbow PVC solvent gluing d.50
32	1	02-05-129	Tee Φ50 PVC 90
33	1	00-02-209	PVC pipe d.50/ 16 atm
34	2	02-07-013	Hydraulic relay 1/8"

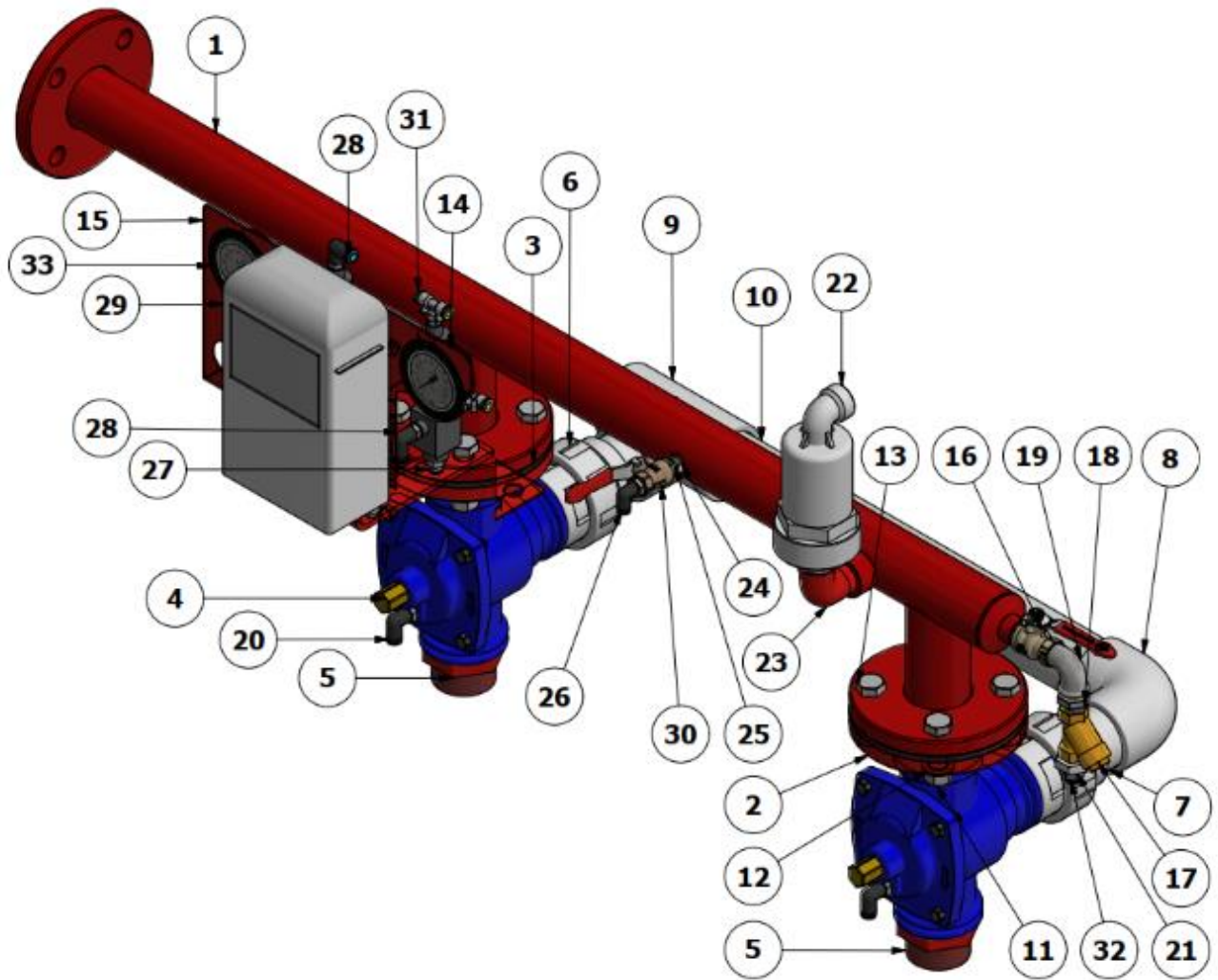
BP-25-002 Complete automatic back-washing kit for XDC 1 ½



BP 22-002 XDC 2 "

ITEM	QTY	PART NUMBER	TITLE
1	1	02-09-000	By-pass manifold for XDC 2" dual chamber (Φ600) FB
2	2	02-05-494	Flange 2" DIN 2567 TM
3	2	02-02-051	Rubber flange 2" DIN (d. 70), 2 ½ " ELOT
4	2	02-04-108	3Way backwashing 2"x 2"x 2" bsp (TValve)
5	2	02-05-153	Nipple galvanized 2"
6	2	02-05-208	Union PVC Φ63 x 2" Glued - TM
7	2	00-02-525	Pipe PVC d.63/10 atm
8	1	02-05-012	Elbow solvent gluing PVC d.63
9	1	02-05-062	Tee PVC d.63 solvent gluing
10	1	00-02-525	Pipe PVC d.63/10 atm
11	8	02-10-303	Nut DIN 934 - M16
12	8	02-10-200	Washer DIN 125 - A17 galvanized
13	8	02-10-379	Bolt galvanized M16x55 DIN 931
14	2	02-07-000	Solenoid valve 1/8"-24V AC
15	1	02-08-033-1	Controller support base XDC auto with pressure gauge positions
16	1	02-04-006	Ball valve 1/2" TM-TF
17	1	02-07-057	In-line filter ½" bronze
18	1	02-05-150	Nipple galvanized ½"
19	1	02-05-016	Elbow galvanized ½" x ½" TM-TF
20	1	02-05-020	Elbow lock Φ8 x 1/4" TM
21	1	02-05-117	Reducing socket ½"TM - 1/4"TF galvanized
22	1	05-20-002	Air release valve 1" single acting
23	1	02-05-029	Elbow galvanized 1" TM-TF
24	2	02-07-056	In line filter 1/4" finger
25	4	02-05-010	Nipple 1/4"x 1/8"
26	2	02-05-006	Elbow lock Φ6 x 1/4" TM
27	2	02-05-022	Connector lock Φ8 x 1/8" TM
28	1	02-05-008	Elbow lock Φ8 x 1/8" TM
29	2	02-07-203	Controller F1-10 (AC) 2station
30	2	02-04-004	Ball valve 1/4" F-F
31	1	02-05-014	Tee lock Φ8 x 1/8" TM
32	1	02-05-019	Connector lock Φ8 x 1/4" TM
33	1	06-02-001	Glycerin pressure gauge 0-10 panel mount

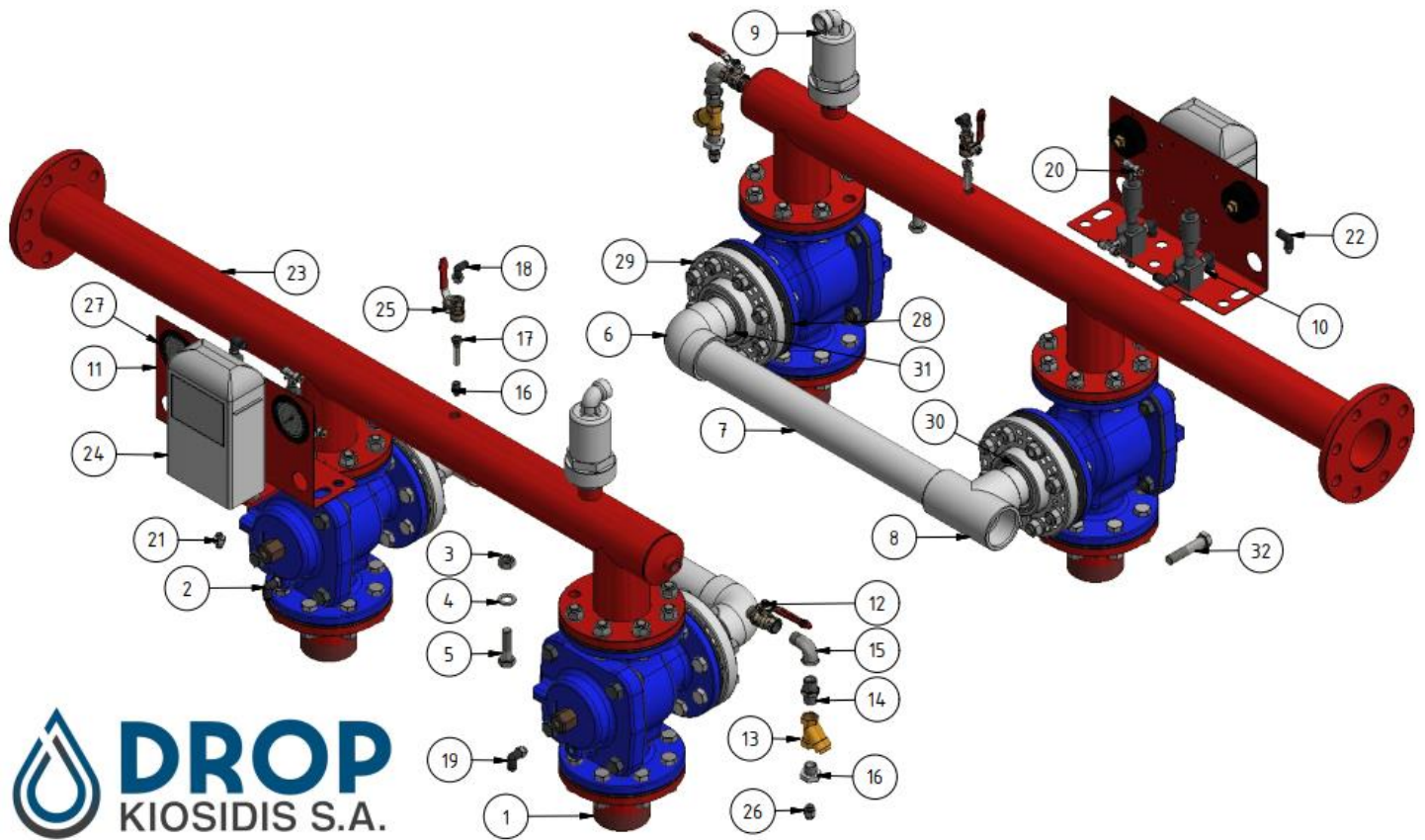
BP-22-002 Complete automatic back-washing kit for XDC 2''



BP 33-012 XDC 3 "

ITEM	QTY	PART NUMBER	TITLE
1	2	02-05-495	Flange 3" threaded male DIN 2576
2	2	02-04-202	3Way Backwashing Valve 3" x 3" flanged (TVALVE)
3	48	02-10-303	Nut DIN 934 - M16 x 2
4	48	02-10-200	Washer DIN 125 - A17 galvanized
5	32	02-10-379	Bolt galvanized M16x55 DIN 931
6	1	02-05-012	Elbow solvent gluing PVC d.63
7	2	00-02-525	Pipe PVC d.63/10 atm
8	1	02-05-062	Tee PVC d.63 solvent gluing
9	1	05-20-002	Air release valve 1" single acting
10	2	02-07-000	Solenoid valve 1/8"-24V AC
11	1	02-08-033-1	Controller support base XDC auto with pressure gauge positions
12	1	02-04-006	Ball valve 1/2" TM-TF
13	1	02-07-057	In-line filter 1/2" bronze
14	1	02-05-150	Nipple galvanized 1/2"
15	1	02-05-016	Elbow galvanized 1/2" x 1/2" TM-TF
16	1	02-05-010	Nipple 1/4"x 1/8"
17	1	02-07-056	In line filter 1/4" finger
18	1	02-05-006	Elbow lock $\Phi 6$ x 1/4" TM
19	2	02-05-020	Elbow lock $\Phi 8$ x 1/4" TM
20	2	02-05-014	Tee lock $\Phi 8$ x 1/8" TM
21	2	02-05-022	Connector lock $\Phi 8$ x 1/8" TM
22	4	02-05-008	Elbow lock $\Phi 8$ x 1/8" TM
23	1	02-05-464	By-pass manifold for XDC 3" dual chamber ($\Phi 750$)
24	1	02-07-203	Controller F1-10 (AC) 2station & DP
25	1	02-04-004	Ball valve 1/4" F-F
26	1	02-05-019	Connector lock $\Phi 8$ x 1/4" TM
27	2	06-02-001	Glycerin pressure gauge 0-10 panel mount
28	6	02-02-056	Rubber flange 3" DIN ($\Phi 80$)
29	2	02-05-954	PVC flange d.90
30	2	02-05-953	PVC-U flange adaptor (stub flange) d.90
31	2	02-05-223	Reducer solvent gluing 90X63
32	16	02-10-175	Bolt galvanized M16x75 DIN931

BP-33-012 Complete automatic back-washing kit for XDC 3" (Φ750)

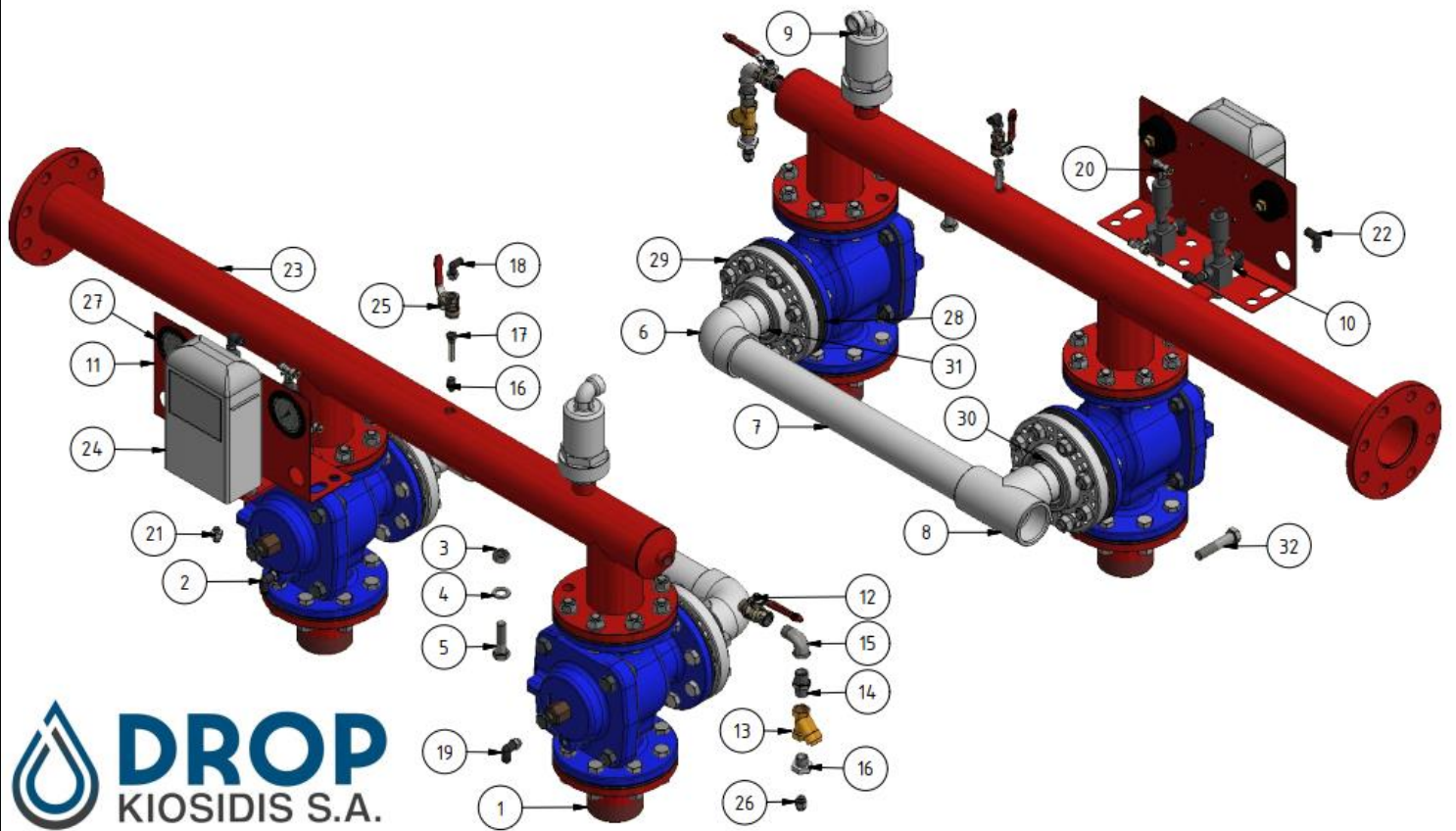


 **DROPS**
KIOSIDIS S.A.

BP 47-003 XDC 4"-5"

ITEM	QTY	PART NUMBER	TITLE
1	2	02-05-495	Flange 3" threaded male DIN 2576
2	2	02-04-202	3Way Backwashing Valve 3" x 3" flanged (TVALVE)
3	48	02-10-303	Nut DIN 934 - M16 x 2
4	48	02-10-200	Washer DIN 125 - A17 galvanized
5	32	02-10-379	Bolt galvanized M16x55 DIN 931
6	1	02-05-012	Elbow solvent gluing PVC d.63
7	2	00-02-525	Pipe PVC d.63/10 atm
8	1	02-05-062	Tee PVC d.63 solvent gluing
9	1	05-20-002	Air release valve 1" single acting
10	2	02-07-000	Solenoid valve 1/8"-24V AC
11	1	02-08-033-1	Controller support base XDC auto with pressure gauge positions
12	1	02-04-006	Ball valve 1/2" TM-TF
13	1	02-07-057	In-line filter 1/2" bronze
14	1	02-05-150	Nipple galvanized 1/2"
15	1	02-05-016	Elbow galvanized 1/2" x 1/2" TM-TF
16	1	02-05-010	Nipple 1/4"x 1/8"
17	1	02-07-056	In line filter 1/4" finger
18	1	02-05-006	Elbow lock $\Phi 6$ x 1/4" TM
19	2	02-05-020	Elbow lock $\Phi 8$ x 1/4" TM
20	2	02-05-014	Tee lock $\Phi 8$ x 1/8" TM
21	2	02-05-022	Connector lock $\Phi 8$ x 1/8" TM
22	4	02-05-008	Elbow lock $\Phi 8$ x 1/8" TM
23	1	02-05-467	By-pass manifold for XDC 4"-5" dual chamber ($\Phi 900$)
24	1	02-07-203	Controller F1-10 (AC) 2station & DP
25	1	02-04-004	Ball valve 1/4" F-F
26	1	02-05-019	Connector lock $\Phi 8$ x 1/4" TM
27	2	06-02-001	Glycerin pressure gauge 0-10 panel mount
28	6	02-02-056	Rubber flange 3" DIN ($\Phi 80$)
29	2	02-05-954	PVC flange d.90
30	2	02-05-953	PVC-U flange adaptor (stub flange) d.90
31	2	02-05-223	Reducer solvent gluing 90X63
32	16	02-10-175	Bolt galvanized M16x75 DIN931

BP-47-003 Complete automatic back-washing kit for XDC 4"-5" (Φ900)



 **DROP**
KIOSIDIS S.A.